



THULE[®]
SWEDEN

› **2015 Dealer Workbook**
Outdoor & Bags ROW

Bring your life
thule.com

› CEO's Foreword

For more than 70 years we have been dedicated at Thule to develop great products that make it easier for people to live an active life so they can bring with them what they care most for, keeping true to our brand tag-line ***Bring your life.***

Once again this year we continue to invest and focus on our traditional category of Carriers&Racks with a broad array of new and innovative products as well as product enhancements. We are also broadening our offer to create the widest product portfolio in the market for active families in the category we call Active with Kids, with the launch of sleekest jogger on the market, called Thule Glide, and its Sport Stroller sibling Thule Urban Glide and with an extension of our child bike seat offer with the Thule RideAlong Mini, complementing our broad range of top-of-the-line multi-functional child carriers and bike trailers.

Within the category Luggage&Bags, we are widening the product portfolio with the introduction of Thule Chasm Sport Duffels, a wider offering in bike pannier bags in the Thule Pack 'n Pedal family and the new family of Thule RoundTrip bike transport cases complimented by Thule RoundTrip ski and snowboard bags.

But maybe most exciting of all is our broad entry into the field of Technical Backpacks, with the Thule Guidepost Trekking packs, Thule Capstone

Hiking packs and the Thule Sapling child carrier packs. We have for decades helped active people bring their gear from their homes to riverbeds, mountains and trailheads and now we will help to bring the gear one step further on the journey.

We have over the last 3 years worked with in-house and outside design expertise to develop the next generation technical backpacks with unique functionality and features and tested them to our tough Thule Test Program, to ensure that the products live up to all the things you have come to expect from a Thule product.

At Thule we are dedicated to bringing to market great products that are safe, easy to use and stylish and that ensure that the Thule tag-line Bring your life is met in as many ways as possible and we hope you will share our excitement about the new range of offers for the coming season.

We look forward working with you and to continue to earn your trust as a strong partner in the Sports&Outdoor equipment sector.



Magnus Welander
CEO Thule Group



Table of contents

Thule Group	4	■ Luggage & Bags	50
Thule Brand Promise	6	Bike Bags & Racks	52
Thule Product Promise	7	Commuter Backpack	53
Thule Testing	8	Panniers	54
Thule Crew	9	Bike Transport Cases	55
Thule Partner Program	10	At A Glance	56
■ Active with Kids	12	Technical Backpacks	60
Active with Kids	14	Backpack	61
Child Bike Seat	15	Hike	61
Sport Strollers	16	Daypack	61
Child Backpacks	18	At A Glance	62
At A Glance	20	Daypacks & Messengers	64
■ Carriers & Racks	26	Daypacks	65
Bike Carriers	28	Messengers & Slings	67
Rear Door Mounted Bike Carriers	29	At A Glance	68
At A Glance	30	Luggage & Duffels	70
Boxes & Baskets	34	Rolling Luggage	71
Carrier Baskets	35	At A Glance	72
At A Glance	36	■ Sleeves & Cases	74
Water Sport Carriers	38	Camera Bags & Cases	76
Kayak & Canoe Carriers	39	Camera Toploaders	77
At A Glance	40	Camera Backpacks	78
Winter Sport Carriers	42	Camera Slings & Shoulder Bags	78
Winter Transport Bags	43	At A Glance	80
At A Glance	44	Laptop & Tablet Cases	82
Roof Racks	46	Laptop Sleeves & Cases	83
Racks/Load bars	47	Tablet Cases	84
Complete/All-in-one racks	47	At A Glance	86
At A Glance	48	Smartphone Cases	88
		iPhone® & Samsung® Cases	89
		At A Glance	92

› Thule Group

Thule Group is a world leader in products that make it easy to bring the things you care for – easily, securely and in style, when living an active life.

The company is working under the motto Active Life, Simplified. Offering products within the four segments Outdoor, Bags, Towing and Work Gear.



www.rei.com
Action Sports Vendor
of the Year 2011



www.rei.com
Action Sports Vendor
of the Year 2012

Winning with retailers – Example: REI, the world's largest Outdoor retailer
Thule Group awarded Vendor of the Year 2011 and 2012

Sales of approx. 5.8 Bio SEK

Four product segments

Outdoor – global market leader

Towing – top 3 in Europe

Bags – no. 2 in camera, major player in laptop

Work Gear – US market only

Top three brands account for >70% of sales

(Thule, Case Logic & Brenderup)

3,100 employees in 17 countries

Owned by Nordic Capital

HQ in Malmö, Sweden



› Thule Brand Promise

Thule helps you transport anything you care for

Sets me free to live my active life

The Thule brand personality



Passionate

Thule is passionate and dedicated. In everything we do and say. We share our customers' love and passion for an active life.

Confident

We're confident; we have a long history, a wide experience, and ample success stories to build upon.



Achievers

We're achievers. We walk the talk and get things done.



Innovative

We're innovative, constantly exploring and pushing the boundaries in our product categories, continuously setting new standards in safety, functionality and design.



Forthcoming

We're forthcoming. Open, available and uncomplicated.



Genuine

We're genuine. Straightforward, down-to-earth and honest. What you see is what you get.



Aware

We're aware. Of ourselves. Of our environment. Of what's going on in the world, where things are going, and why.

› Thule Product Promise



High Quality

Our products are distinguished by our high level of quality and accomplished design language, based around a range of different variables, where design is perfectly balanced against function and the needs of the user. We put a strong focus on the production process, the materials used and the impact on our environment.

Safe

Thule employs the highest test standards in the industry and tests our products to the limit. You can rest assured that a Thule product will handle tough treatment, without losing any of its performance.

Easy to use

We develop innovative, unique and user friendly features for our products, to make it easier for you to transport things from A to B.

Contemporary

We keep a keen eye on global trends and developments, and pay close attention to the needs of our various markets, categories and segments. Always with a contemporary touch – in our product design, our distribution, and our market communication.

› Thule Testing

Quality you can rely on

If you visit Thule Test Center™, you might get the idea that we don't like our products. You'd see the look of satisfaction on the engineer who straps twice the recommended maximum weight onto a towbar-mounted bike carrier and pushes the button to simulate it going twice around the world. Or the cheerful smile of the technician who enjoys testing roof racks with extreme heat, cold, UV-radiation, damp and, just for good measure, some pretty nasty chemicals. Or the engineer who likes nothing better than loading a roof box fitted to a sled and then crashing it - that's over 100 crash tests in a year!

Safety first

They do all this because they're focused on Thule's number one priority - your safety and the safety of people around you. A product's wear resistance and quality is also important but we take safety to another level with our exhaustive and demanding lab tests. So much so that we have developed Thule Test Program™, including over 25 "Thule standards" that far exceed the current ISO standard.


Extreme testing

At the Thule Test Center™, products go through extreme testing before they can bear the Thule logo. That means testing everything from desert heat, arctic cold, water resistance, drop tests and wind tunnels to tensile, shock and crash tests.

The world is our lab

Of course, we take our prototypes and test them in the real world, and try out the functions that will make your equipment safer, easier and more fun to use. When we are finally happy, we know you will be too.

We test our products to the limit and beyond so you don't even have to think about it. After all, you've got an active life to lead. And oh yes, that smile on the face of the engineer? It's pride.



› Thule Crew


Meet our friends from Thule Crew

Together, we want to share our passion for an active life outdoors with you. The Thule Crew members are all among the best athletes in the world in their sports. We at Thule are their biggest fans. What they do is amazing! But they are not only our friends because of their outstanding sport careers, more importantly they are our friends because they live their lives as good citizens of the earth and good ambassadors for their lifestyles. They push the limits of their sports through a deep understanding and respect for the nature's elements.

An active life outdoors makes people behave better towards the world. The never-ending experiences that nature brings to you, the crystal white snow on a mountain top, the harmony of gliding through the water on an early morning in a kayak, the smell of wet, green leaves running in a forest, and the feeling of freedom that the fresh air gives you riding a bike along the sea.. It all adds quality to our lives.

That's what we want to do. We want to inspire you to get out there and add quality to your life.

Read more on www.thule.com/thulecrew



Lindsey Vonn



Garrett McNamara




Jenny Rissveds




Chris Van Dine




Matthias Giraud



Eva Nyström



Flo Orley



Tim Johnson




Pedro Oliva



Yoshitaku Nagasako



Niccolo Porcella



Thule Adventure Team

➤ Thule Partner Program

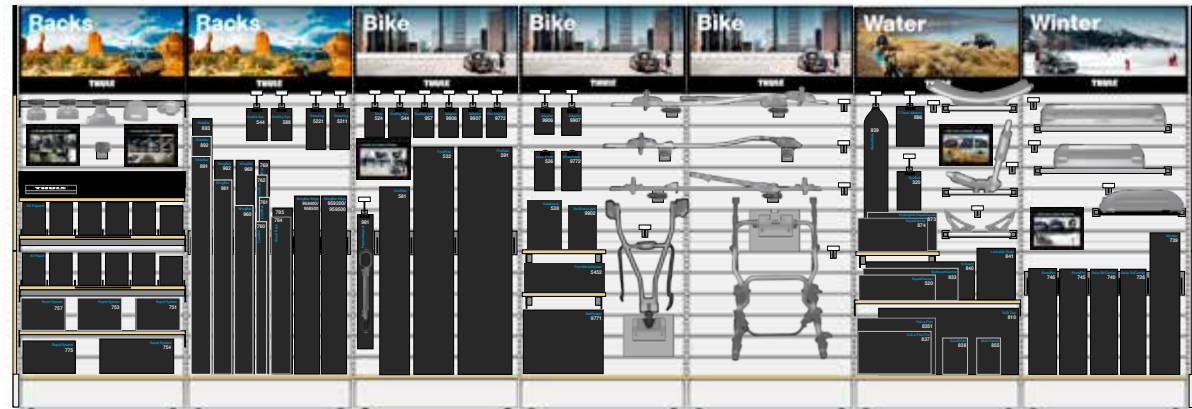

Growth through retail partnerships

The Thule Partner Program guides retailers in defining the ideal assortment and how to best merchandize and promote Thule products.

By the end of 2014, the Thule Partner Program will be rolled-out in more than 2,400 Thule Partner stores in 29 countries worldwide.

The program has a proven track record of driving additional instore sales. Investment in smart and efficient displays, retailer trainings and optimized planograms are some of the direct benefits for the retailers.

Please contact your Thule representative to receive additional information about the program and how to join.





› Active with Kids





› Active with Kids

Thule's Active with Kids Product Range


Thule understands people's passions and their pursuit for the active life better than anyone else. For over 70 years, Thule has been helping people get their gear to their favorite spots to live the active life.

Thule is taking that next step by helping families stay active together. Thule's new Active with Kids category will allow families to share their passions with their kids by bringing them along for the ride.

Thule has the world's best solutions for families looking to bring their kids with them to live an active life.

Multifunctional Child Carriers

The most high performing, versatile child carriers on the market allowing consumers to enjoy 5 different activities.



Bicycle Trailers

Durable, comfortable and the versatile design that quickly transforms into a stroller.

Sport Strollers

Sleek, lightweight and perfect for walking or running at any level.

Child Bike Seats

Safe, easy to use and is comfortable for short bike rides or long adventures.

Child Backpacks

Effortlessly transitions between parents with simple adjustments.






Thule RideAlong Mini

The Thule RideAlong Mini front child bike seat allows your child to see the world in a whole new way. It's intuitive design makes it safe and easy to get out there and enjoy the ride.

FEATURES

- 1 Adjustable padded 5-point harness provides maximum comfort and a safe, custom fit
- 2 Single-hand adjustable foot straps and foot rests are easy to use and adjust as a child grows
- 3 Universal quick release bracket, fitting both normal and ahead stems, allows seat to mount/dismount from bike in seconds
- 3 Safety indicator integrated in the quick release bracket to show correct mounting of the seat
- Childproof safety buckle with large buttons quickly secures child
- 4 Soft handle bar for the child to place the hands on during the ride
- Detachable, water-repellent padding is machine washable and is reversible, offering two color options
- Lock the seat to the bike with the Thule One-Key System (lock included)
- Designed and tested for children from 9 months* to 3 years old, up to 33 lbs/15 kg.
*Consult a pediatrician for children under 1 year old.
- Meets stringent safety standards (DIN EN 14344); TÜV approved

SPECIFICATIONS

Product name	Thule RideAlong Mini	
Part number / Color(s)	100103	Dark Grey 
	100104	Light Grey 
	100105	Zinnia 
Fits normal and ahead stems	Yes	
Weight Capacity	15 kg / 33 lbs	
External dims	38 x 51 x 55 cm / 15.1 x 19.9 x 21.8 in	
Product weight	2,7 kg / 6.0 lbs	
Warranty	5 years	



MEETS THE FOLLOWING INTERNATIONAL SAFETY STANDARDS



EN 14344



www.tuv.com
ID 100000000



Thule Urban Glide

Thule Urban Glide is an all-round sports stroller with a sleek and lightweight design making it perfect for urban mobility or jogging on your favorite path.



FEATURES

- 1 Swivel front wheel for easy maneuverability, locks into place for jogging
 - 2 Ergonomic handlebar with a range of heights for parent's comfort
 - 3 Rear suspension for a smooth and comfortable ride
 - 4 Padded seat with vented top reclines to a near flat position for on-the-go naps
 - 5 One-handed compact fold for storing and transporting
- Large storage compartment with zippered water resistant cover
 - Multi-position canopy for added protection with view-in roof port to see your child



SPECIFICATIONS

Product name	Urban Glide	Urban Glide 2
Part number / Color(s)	10101902 Dark Shadow 10101904 Mars 10101905 Thule Blue	10101903 Dark Shadow 10101906 Mars 10101907 Thule Blue
Children	1	2
Weight Capacity	34 kg / 75 lbs	45 kg / 100lbs
Product weight	10.5 kg / 23 lbs	14 kg / 31lbs
Shoulder Width	34 cm / 13.5 in	32 cm / 12.5 in
Sitting Height	53 cm / 21 in	53 cm / 21 in
Pass Through	65 cm / 25.5 in	78 cm / 31in
External dims Folded	87.5x35x53 cm 34.5x14x21 in	89x35x78 cm 35x14x31 in
Includes	Thule Urban Glide stroller	Thule Urban Glide 2 stroller

MEETS THE FOLLOWING INTERNATIONAL SAFETY STANDARDS



Thule Glide

Thule Glide is a high performance sports stroller with a lightweight aerodynamic design, allowing you to get the most out of your run on any terrain.



FEATURES

- 1 Fixed front wheel provides increased stability when moving at a fast pace
 - 2 Extended multi-position handlebar provides a generous kick stride
 - 3 Hand-activated front brake increases braking control on steep terrain
 - 4 Rear suspension for a smooth and comfortable ride
 - 5 Padded seat with vented top reclines to a near flat position for on-the-go naps
- Multi-position canopy for added protection with view-in roof port to see your child



SPECIFICATIONS

Product name	Glide	
Part number / Color(s)	10101901	Dark Shadow/Thule Blue
Children	1	
Weight Capacity	34 kg / 75 lbs	
Product weight	10 kg / 22 lbs	
Shoulder Width	34 cm / 13.5 in	
Sitting Height	53 cm / 21 in	
Pass Through	65 cm / 25.5 in	
External dims Folded	87.5x23x53 cm 34.5x9x21 in	
Includes	Thule Glide stroller	

MEETS THE FOLLOWING INTERNATIONAL SAFETY STANDARDS



EN 1888



ASTM F833

Canada
SOR/85-379





Thule Sapling Elite

Thule's Sapling Elite child carrier comes standard with a removable backpack, roomy hipbelt pockets, a child viewing mirror and also effortlessly transitions between parents with simple torso and hipbelt adjustments.

FEATURES

- Fully adjustable back panel and hipbelt make the transition between parents quick and easy
- Viewing mirror allows you to monitor your child while on the trail
- Removable backpack and large zippered compartment store diapers, clothes and other gear
- Two roomy zippered hipbelt pockets provide easy access to essentials
- Breathable back panel provides padding and support and allows air to circulate around your back
- Deployable sunshade keeps your child cool and protected from the harsh elements

SPECIFICATIONS

Product name	Thule Sapling Elite	
Part number / Color(s)	210102 ● Dk Shadow/Slate	210105 ● Slate/Cobalt
Children	1	
Material	210D Cordura™ Nylon 420D Nylon	
Weight Capacity	22 kg / 48 lbs	
External dims	35 x 31 x 73 cm 13.75 x 12.25 x 28.75 in	
Product weight	3.6 kg / 7.9 lbs	
Includes	Deployable sunshade Viewing mirror Removable daypack	

MEETS THE FOLLOWING INTERNATIONAL SAFETY STANDARDS



Thule Sapling

Thule's Sapling allows you to quickly and easily transition between parents with simple adjustments to the torso and hipbelt.

FEATURES

- Fully adjustable back panel and hipbelt make the transition between parents quick and easy
- Two zippered hipbelt pockets provide easy access to essentials
- Breathable back panel provides padding and support and allows air to circulate around your back
- Water reservoir pocket and large zippered compartment provides additional storage and added convenience when on the go
- Ergonomic seat with padded inner thigh support allows the child to readjust their weight reducing pressure on the legs
- Dual access loading allows you to load your child from the top or side of the carrier

SPECIFICATIONS

Product name	Thule Sapling	
Part number / Color(s)	210205 ● Slate/Cobalt	210202 ● Dk Shadow/Slate
Children	1	
Material	210D Cordura™ Nylon 420D Nylon	
Weight Capacity	22 kg / 48 lbs	
External dims	35 x 31 x 73 cm 13.75 x 12.25 x 28.75 in	
Product weight	3.3 kg / 7.5 lbs	
Includes	Deployable sunshade	

MEETS THE FOLLOWING INTERNATIONAL SAFETY STANDARDS



Thule Sapling Features



Water reservoir pocket and large zippered compartment provides additional storage and added convenience when on the go



Dual access loading allows you to load your child from the top or side of the carrier



Oversized zippered hipbelt pockets provide easy access to smaller items



Ergonomic seat with padded inner thigh support allows the child to readjust their weight reducing pressure on the legs



Breathable back panel provides padding and support and allows air to circulate around your back



Fully adjustable back panel and hipbelt make the transition between parents quick and easy


> At-A-Glance

Multifunctional Child Carriers



Thule Chariot Chinook


Chariot Chinook 1 fits one child
Chariot Chinook 2 fits up to two children



Charcoal Aqua

Thule Chariot CX

Chariot CX 1 fits one child
Chariot CX 2 fits up to two children



Burgundy Blue

Thule Chariot Corsaire

Chariot Corsaire 1 fits one child
Chariot Corsaire 2 fits up to two children



Apricot

Thule Chariot Cougar

Chariot Cougar 1 fits one child
Chariot Cougar 2 fits up to two children



Avocado Red

Thule Chariot Cheetah

Chariot Cheetah 1 fits one child
Chariot Cheetah 2 fits up to two children



Green

Thule Chariot Captain

Chariot Captain 2 fits up to two children



Apricot

Bicycle Trailers

Thule Coaster

Fits up to 2 children



Blue

Sport Strollers

Thule Glide

Fits 1 child



Dark Shadow/
Thule Blue
10101901

Thule Urban Glide

Thule Urban Glide 1 fits 1 child

Thule Urban Glide 2 fits 2 children



Dark Shadow



Mars



Thule Blue

Child Bike Seats

Rear mounted Thule RideAlong

Fits 1 child



Dark Gray



Light Gray



Zinnia

Front mounted Thule RideAlong Mini

Fits 1 child



Dark Gray



Light Gray



Zinnia

Child Backpacks

Thule Sapling Elite

Fits 1 child



dark shadow/
slate



slate/
cobalt

Thule Sapling

Fits 1 child



dark shadow/
slate



slate/
cobalt

Accessories – Conversion Kits

Thule Strolling Kit

Converts Thule's multifunctional child carriers into an all-weather stroller.



SPECIFICATIONS

Compatibility	Part number
Thule Chariot CX 1 - 2 Thule Chariot Cougar 1 - 2 Thule Chariot Cheetah 1 - 2 Thule Chariot Corsaire 1 - 2 Thule Chariot Captain	20100209

Thule Jogging Kit

Converts Thule's multifunctional child carriers into a high performance jogging stroller.



SPECIFICATIONS

Compatibility	Part number
Thule Chariot Cougar 1 / Thule Chariot Cheetah 1	20100143
Thule Chariot Cougar 1 / Thule Chariot Cheetah 2	20100144
Thule Chariot CX 1	20100157
Thule Chariot CX 2	20100158
Thule Chariot Corsaire 1	20100162
Thule Chariot Corsaire 2 / Thule Chariot Captain 2	20100163

Thule Bicycle Trailer Kit

Converts Thule's multifunctional child carriers into a deluxe bicycle trailer.



SPECIFICATIONS

Compatibility	Part number
Thule Chariot CX 1 - 2 Thule Chariot Cougar 1 - 2 Thule Chariot Cheetah 1 - 2 Thule Chariot Corsaire 1 - 2 Thule Chariot Captain	20100506
Thule Chariot Chinook 1 - 2	20100507

Thule Cross-Country Skiing & Hiking Kit

Converts Thule's multifunctional child carriers into a cross-country ski pulk or pull-behind carrier for hiking.



SPECIFICATIONS

Compatibility	Part number
Thule Chariot CX 1 - 2 Thule Chariot Cougar 1 - 2 Thule Chariot Cheetah 1 - 2 Thule Chariot Chinook 1 - 2 Thule Chariot Corsaire 1 - 2 Thule Chariot Captain 2	20100808

Accessories – Child Comfort

Thule Infant Sling

Padded sling for your baby's lateral support and maximum stability.



SPECIFICATIONS

Part number 20101000

Ages 1 - 10 months, recommended for strolling only

Thule Baby Supporter

Padded sides and head support to ensure your baby sits comfortably upright.



SPECIFICATIONS

Part number 20101001

Ages 6 - 18 months old

Thule Bunting Bag

Insulated for warmth with a fleece liner and adjustable hood.



SPECIFICATIONS

Part number 20101002

Ages Newborn - 2 years old

Accessories – Additional Storage

Thule Cargo Rack

Add convenient cargo storage to your Thule multifunctional child carrier.



SPECIFICATIONS

Compatibility	Part number
Thule Chariot Cheetah 1 Thule Chariot Cougar 1 Thule Chariot CX 1 Thule Chariot Chinook 1	20100904
Thule Chariot Cheetah 2 Thule Chariot Cougar 2 Thule Chariot CX 2 Thule Chariot Chinook 2	20100905

Thule Console

Add a zippered pocket and cup holder(s) to your Thule Sports Stroller.



SPECIFICATIONS

Compatibility	Part number
Thule Chariot Cheetah 1 Thule Chariot Cougar 1 Thule Chariot CX 1 Thule Chariot Chinook 1	20100794
Thule Chariot Cheetah 2 Thule Chariot Cougar 2 Thule Chariot CX 2 Thule Chariot Chinook 2	20100795

Accessories – Added Protection

Thule Rain Cover

Protective Rain Cover for your Thule multifunctional child carrier.



SPECIFICATIONS

Compatibility	Part number
Thule Chariot Cougar 1 / Thule Chariot CX 1	20100785
Thule Chariot Cougar 2 / Thule Chariot CX 2	20100786
Thule Chariot Cheetah 1	20100787
Thule Chariot Cheetah 2	20100788
Thule Chariot Chinook 1	20100792
Thule Chariot Chinook 2	20100793
Thule Chariot Corsaire 1	20100790
Thule Chariot Corsaire 2	20100789
Thule Chariot Captain 2	20100791

Thule Storage Cover

Durable fabric cover protects your Thule child carrier while not in use.



SPECIFICATIONS

Compatibility	Part number
Available for single and double carriers	20100784

Accessories – Added Convenience

Thule Cup Holder

Thule Cup Holder conveniently attaches to your multifunctional child carrier's handlebar so you can enjoy your stroll with a beverage.



SPECIFICATIONS

Part number	20100782
-------------	----------

Thule Hydration Cage

Attach the Thule Hydration Cage to your multifunctional child carrier's handlebar for easy access to your water bottle.




SPECIFICATIONS

Part number	20100781
-------------	----------

Thule Jogging Brake Kit

Add a hand activated brake on your Thule multifunctional child carrier when used with the Thule Jogging Kit.



SPECIFICATIONS

Part number	20100783
-------------	----------

Accessories – For Your Bike

Thule Axle Mount ezHitch

Allows for your Thule child carrier to be used on a second bike.

SPECIFICATIONS

Part number	ezHitch Cup	20110720
-------------	-------------	----------

Part number	ezHitch Kit w/ QR	20100796
-------------	-------------------	----------

Thule Internal Hub Adapter

The Internal Hub Hitch Adapter enables you to attach a Bicycle Trailer conversion kit to bicycles with an internal Hub. Shimano or SRAM versions are available.

SPECIFICATIONS

Part number	Shimano	20100797
-------------	---------	----------

Part number	SRAM	20100798
-------------	------	----------

Thule 12mm Axle Adapter

Allows Thule child carriers to be compatible with new bike axle designs.

SPECIFICATIONS

Part number	Shimano Thru-Axle	20100765
-------------	-------------------	----------

Part number	Syntace X-12 Axle	20100766
-------------	-------------------	----------

Sport Strollers Accessories

Thule Glide/Urban Glide Snack Tray NEW

Allows for snacks and a sippy cup to be in reach for your child.



SPECIFICATIONS

Compatibility	Part number
---------------	-------------

Thule Glide	20110712
Thule Urban Glide	

Thule Urban Glide 2	20110717
---------------------	----------

Thule Glide/Urban Glide Car Seat Adapter NEW

Have the ability to go from car to sport stroller without taking your child out of their car seat.



SPECIFICATIONS

Compatibility	Part number
---------------	-------------

Thule Glide	20110713
Thule Urban Glide	

Thule Urban Glide 2	20110716
---------------------	----------

Thule Glide/Urban Glide Rain Cover NEW

Protective Rain Cover for your Thule sport stroller.



SPECIFICATIONS

Compatibility	Part number
---------------	-------------

Thule Glide	20110714
Thule Urban Glide	

Thule Urban Glide 2	20110718
---------------------	----------

Thule Glide/Urban Glide Mesh Cover NEW

Mesh Cover for your Thule sport stroller.



SPECIFICATIONS

Compatibility	Part number
---------------	-------------

Thule Glide	20110715
Thule Urban Glide	

Thule Urban Glide 2	20110719
---------------------	----------

Thule Sapling Accessories

Thule Sapling Rain cover



Protect your child carrier from rain with Thule's packable Sapling Child Carrier Rain Cover.



SPECIFICATIONS

Part number 210300

Thule RideAlong Mini Accessories

Thule RideAlong Mini Quick Release Bracket



Quickly transfer the Thule RideAlong Mini between multiple bikes by using an additional Quick Release Bracket.



SPECIFICATIONS

Part number 100201

Thule RideAlong Mini Windscreen



Made from clear, sturdy and completely transparent material, the Thule RideAlong Mini Windscreen shelters your child from wind and insects.



SPECIFICATIONS

Part number 100405

Thule RideAlong Mini Padding



Customize the your Thule RideAlong Mini with dual-color replacement padding.



SPECIFICATIONS

Part number / Color(s)	100403	
	100404	

Thule RideAlong Mini Head Rest



This soft cushion allows the child to rest their head comfortably during transport.



SPECIFICATIONS

Part number 100406

Thule RideAlong Accessories

Thule RideAlong Quick Release Bracket

Quickly transfer the Thule RideAlong between multiple bikes by using an additional Quick Release Bracket.



SPECIFICATIONS

Part number 100200

Thule RideAlong Low Saddle Adapter

This Adapter allows the Thule RideAlong to be used with low saddles.



SPECIFICATIONS

Part number 100300

Thule RideAlong Padding

Personalize the Thule RideAlong with dual-color replacement padding.



SPECIFICATIONS

Part number / Color(s)	100401	
	100402	

› Carriers & Racks





› Bike Carriers

Off-road or on-road. Whether it's just you or a full carload of friends and family, get your bikes wherever you're going with a Thule bike rack – quickly, easily and safely. If you're unsure which bike carrier suits you best, use the Thule Fit Guide.

Roof Mounted Bike Carriers

Designed to express professionalism and attitude. The feeling will remain, even when the carrier is unloaded.

Towbar Mounted Bike Carriers

The most convenient and safe way to transport 2-4 bikes. Perfect for heavy and large bikes with no need for difficult lifting. Always full access to the trunk, even with bikes mounted on the carrier.

Rear Door Mounted Bike Carriers

If your car doesn't have a towbar and you need to transport your bikes, this is the perfect solution. Carries 2-4 bikes, is foldable, and easy to store.

Bike Carrier Accessories

Accessories for the bike and bike carrier to keep your gear safe and to make your life easier when transporting or storing your bike.



Thule VeloCompact

Thule's most compact and lightweight bike carrier for everyday use

FEATURES

- 1 Easy mounting and adjustment of the carrier before closing the tightening handle thanks to the tow bar coupling's initial stability (Only 926 / 927)
- 2 Possible to increase the load capacity to four bikes by adding a 4th bike adapter (Only 926 / 927)
- Easy mounting of bikes through detachable bike arms
- 3 Adjustable one hand coupling for easy mounting of carrier
- 4 Carries bikes with large wheelbases thanks to single action extendable wheel holders
- 5 Easy boot access even with bikes mounted thanks to smart foot pedal tilt
- Simple to fasten wheels thanks to long wheel straps with pump buckles
- Simple to fold flat and store - fits most car boots
- Lock your bikes to the bike carrier and your carrier to the tow bar (locks included)
- Pre-assembled, no tools are required



SPECIFICATIONS

Product name	Thule VeloCompact	Thule VeloCompact
Part number	924 / 925	926 / 927
Max # of Bikes	2	3+1
Max Bike Weight	24 kg	24 kg
Max Load	46 kg	60 kg
Distance Between Bikes	19 cm	19 cm
Carrier type	Towbar Mounted	Towbar Mounted
External dims	128 x 56 x 78 cm	128 x 78 x 78 cm
Product weight	14 kg	19 kg
Warranty	5 years	5 years



> At-A-Glance



Roof Mounted Bike Carriers

Thule Sprint

569 - fits 1 bike



Thule ProRide

591 - fits 1 bike



Thule OutRide

561 - fits 1 bike



Thule FreeRide

532 - fits 1 bike



Accessories

Thule Wheel Carrier

545-2 - fits 1 wheel



Thule Wheel Bag

563 XL - fits 1 wheel (up to 29")



Thule 15 mm Through-Axel Adapter

561-1



Thule Cable Lock

538 - 180 cm plastic coated steel cable



Towbar Mounted Bike Carriers

Thule EasyFold

931/932 - fits up to 2 bikes



Thule EuroClassic G6

928 - fits up to 3 bikes
929 - fits up to 4 bikes



Thule VeloCompact

924/925 - fits up to 2 bikes
926/927 - fits up to 4 bikes



Thule EuroPower

915/916 - fits up to 2 bikes



Thule EuroRide

940/941 - fits up to 2 bikes
943 - fits up to 3 bikes



Thule RideOn

9502 - fits up to 2 bikes
9503 - fits up to 3 bikes



Thule HangOn

972/974 - fits up to 3 bikes
9708 - fits up to 4 bikes



Thule Xpress

970 - fits up to 2 bikes



Rear Door Mounted Bike Carriers

Thule RaceWay

991 - fits up to 2 bikes
992 - fits up to 3 bikes



Thule ClipOn High

9105 - fits up to 2 bikes
9106 - fits up to 2 bikes



Thule FreeWay

968 - fits up to 3 bikes



Thule BackPac

973 - fits up to 4 bikes



Thule ClipOn

9103 - fits up to 3 bikes
9104 - fits up to 3 bikes



> Notes

Accessories

Thule EuroClassic G5/G6 Bike Adapter

9281 - increase load capacity by 1 bike



Thule VeloCompact 4th Bike Adapter

NEW

9261 - increase load capacity by 1 bike (fits only 926/927)



Thule Loading Ramp

9152 - for Thule EuroClassic G6, Thule EasyFold, Thule VeloCompact and Thule EuroPower



Thule Bike Frame Adapter

982 - for BMX, Downhill and Ladies' bikes etc.



Thule EasyFold Carrying Bag

931-1 - for Thule Easyfold



Thule AcuTight Knob

528 - Torque limiter knob that "clicks" when optimal hold is reached



Thule Light Board

976 -Substitutes the most important rear lights on your car



Thule Wall Hanger

9771 - attach to the wall, for storing 1 bike or 1 bike carrier (max load 40 kg)



Thule Bike Stacker

5781 - floor stand for storing 2 bikes (max load 32 kg).



› Boxes & Baskets

Leave nothing behind. A sleek, stylish Thule roof box gives you ultimate protection and security, carrying everything from outdoor gear and luggage to stuff for daily life. While for bulkier cargo, a Thule roof basket can be ideal.

Roof Boxes

Living an active lifestyle, going on vacation or just in need of the extra space? Our wide range of roof boxes have something that fits every need. You will benefit more from traveling than ever before.

Foldable Roof Boxes

Easy to store. Easy to carry. Easy to load. Our foldable roof boxes makes life easier in all situations.

Carrier Baskets

If you have a passion for adventure and a lifestyle to match, our reliable and stylish baskets give you space and flexibility, and generous load capacity.

Roof Box Accessories

Add to your roof box. Additional products to help you transport and store your gear on the road or at home.





Thule Trail

The premium carrier basket with integrated functions.

FEATURES

- Exclusively designed in silver aluminium with black contrast elements.
- Integrated side consoles for greater security.
- Integrated T-tracks for seamlessly adding other Thule bike, water or snow carriers. Extends basket use.
- Non-slip rubber padding for loading long objects.
- Adjustable tie-down loops provide secure load attachment points.
- Lockable to load carrier.
- Points of attachment adjustable to the load carrier in length.
- Fits to all Thule rack systems

SPECIFICATIONS

Product name	Thule Trail 823	Thule Trail 824
Part number	823	824
External dims	135x90x18 cm	160x100x18 cm
Material	Anodized aluminum	Anodized aluminum
Upper t-track mounting points	Yes	Yes
T-track vehicle mounting	Yes	Yes
Lockable	Yes	Yes



Thule Canyon

Robust, but lightweight tubular steel design. Ideal for hauling gear of all shapes and sizes.

FEATURES

- Low profile design combines style and function, with tapered side walls making it easier to load and unload.
- Wind fairing is included to help airflow over your cargo
- Fits to all Thule rack systems
- Basket Extension (available separately) extends the cargo area by 20" in length.
- Accessory Crossbars (available separately) allow you to carry additional equipment or stabilize your cargo
- Lockable with Thule One-Key System (available separately)

SPECIFICATIONS

Product name	Thule Canyon
Part number	859
External dims	126x104x15 cm
Material	Powder coated steel
Fairing included	Yes
Crossbars available	Yes
Extension available	Yes
T-track vehicle mounting	Yes
Lockable	Yes



Thule Canyon Extension 8591

Extends the cargo area by 51 cm in length.



Thule Canyon Accessory Crossbar 8592

Allows you to attach additional equipment or stabilize your cargo.

> At-A-Glance



Roof Boxes

Thule Excellence XT

470 litres



Two-Tone
Titan Glossy
& Black Glossy



Two-Tone
Black Glossy
& Titan Metallic



Thule Dynamic

800 - 320 litres

900 - 430 litres



Titan
Glossy



Black
Glossy



Thule Motion

200 - 410 litres

600 - 320 litres

800 - 460 litres

900 - 630 litres



Silver
Glossy



Black
Glossy



Thule Touring

100 - 330 litres

200 - 410 litres

600 - 310 litres

700 - 420 litres

780 - 420 litres



Titan
Aeroskin



Black
Glossy



Accessories

Thule Box light

6951 - for optimal visibility inside your Thule roof box



Thule Box Lift

571 - lifts one box or kayak on garage ceiling.



Thule Box lid cover

6981/6982/6983 - cover for protection while storage.



Thule Box ski carrier adapter

6945/6946/6947/6948/6949 - keeps skies organized inside your Thule roof box.



Foldable Roof Boxes

Thule Ranger 90

280 litre



Thule Ranger 500

260 litre, Fits 3-4 Skis or 2-3 Snowboards
Max length of skis 185 cm



Carrier Baskets

Thule Trail

823 - Size 135x90 cm
824 - Size 160x100 cm



Thule Canyon

859 - Size 126x104 cm



Thule Canyon Cargo Basket Accessories

Thule Canyon Extension

8591 - Extends the cargo area by 51 cm in length.



Thule Canyon Accessory Crossbars

6592 - allow you to carry additional equipment on top of the Canyon basket



> Notes

› Water Sport Carriers

Head for the water. And stay out longer. Whether you've got a kayak, canoe, surfboard or wakeboard, loading and unloading is quick and easy with Thule's watersport carriers. Use the Thule Fit Guide to find your perfect solution.

Kayak & Canoe Carriers

Faster, safer and easier. Spend less time loading and unloading and more time on the water. Our carriers help you do the things you love.

Surf Board and SUP Carriers

As a surfer our surf board carriers is a must. There are numerous ways to master the water but just a few ways to master the transportation safely and securely.

Water Sports Carrier Accessories

Transport your water sport gear even easier with our smart range of accessories, from load straps and pads to a technical mat to protect your car.



Hullavator

A Raising the bar (literally) for lift assist carriers, the Hullavator reduces up to 18 kg. of a kayak's weight and allows side of vehicle loading and strapping

FEATURES

- Double extending arms lower the kayak by 1 meter for waist-level loading, unloading and strapping
- Gas-assist struts reduce 18 kg. of the kayak's weight during lifting and lowering allowing only one person to load and unload the kayak
- 8 touchpoints of padded support for maximum protection for your kayak
- Aluminum, double-coated steel construction with corrosion resistance delivers a longer product life
- Carries 1 kayak and requires 1 person to load and unload
- Includes QuickDraw bow and stern tie-downs to transport 1 kayak
- Fit to 2 carriers per vehicle
- Accommodates kayaks up to 80 cm wide and 35 kg.
- Fits Thule WingBar, Thule SquareBar, Thule Aero Bar and Thule ProBar.

SPECIFICATIONS

Product name	Hullavator Pro
Part number	897
Carrier type	Kayak
Includes bow/stern tie-downs	Yes
Number of people required to load/unload	1
Fits Thule squarebar	Yes
Fits Thule Wingbar and Thule Wingbar edge	Yes
Factory rack compatible	Yes



> At-A-Glance

Kayak & Canoe Carriers



Thule Hullavator NEW
898 - fits 1 kayak



Thule K-Guard
840 - fits 1 kayak



Thule Hydroglide
873 - fits 1 kayak



Thule Hull-a-Port Pro
837 - fits 1 kayak



Thule Hull-a-Port
835-1 - fits 1 kayak



Thule Kayak Carrier
874 - fits 1 kayak



Thule Kayak Support
520-1 - fits 2 kayaks



Thule Portage
819 - fits 1 canoe



Surf Board and SUP Carriers

Thule SUP Taxi UPDATED

810 - fits 2 Paddleboard



Thule SUP Shuttle UPDATED

811 - fits 2 Paddleboard



Thule Wave Surf Carrier

832 - fits 1-2 surfboards



Thule Sail Board Carrier

533 / 833 - fits 1 sailboard + 2 masts



Accessories

Thule Multipurpose

855 - for mast or paddle e.g.



Thule Quick Draw

838 - perfect to use as a bow and stern line




Thule Waterslide

839 - protects your vehicle during loading and unloading



Thule Boxlift

571 - lifts your roof box or kayak to the garage ceiling



Thule Lockable Strap

841 - 2x400 cm



Thule Strap

524 - 2x275cm
523 - 2x400cm
551 - 2x600cm



› Winter Sport Carriers

Be ready for the perfect snow. When it's time to hit the slopes, a Thule open-air carrier or roof box lets you load all your skis, snowboards, and gear safely and securely, leaving room in the car to spare.

Roof Mounted Ski Carriers

Wherever the adventure takes you and however you choose to enjoy it, our carriers get your boards and skis there safely. They are easy to mount, load, and unload, in any weather.

Winter Sport Carrier Accessories

Add to your winter sport carrier. Add-ons that make it easy to transport skis and snowboards.

Winter Transport Bags

From baggage claim to the backcountry, your skis, boards and boots will be protected every step of the way. Thule Round Trip Snow Sport Bags have intuitive designs and rugged features to keep your gear safe.

Snow Chains

Stop for nothing. Don't let the snow get in the way – and drive safely and confidently on snow-covered roads. Thule's innovative snow chains are quick, intuitive and easy to fit.








Thule RoundTrip Boot Backpack

Keep your feet dry, your goggles safe and gear organized with the Thule RoundTrip Boot Backpack.

FEATURES

- Back panel access door flips down and doubles as standing mat when changing into boots
- Heat-molded, crush-proof SafeZone compartment protects your goggles, sunglasses, iPhone, portable electronics and other fragile gear
- Built in loops let you quickly connect the Boot Backpack to Thule's RoundTrip rolling ski and snowboard bags
- Two spacious side pockets store outerwear, gloves and accessories
- Lockable zippers deter theft (locks sold separately)
- Multiple grab handles allow for easy transport
- Heavy duty tarpaulin bottom provides added protection
- Grommets in boot compartment let water escape

SPECIFICATIONS

Product name	Thule RoundTrip Boot Backpack		
	205100	Black/Slate	
Part number	205106	Black/Cobalt	
	205107	Black/Roarange	



Thule RoundTrip Single Ski Carrier

With generous reinforcement along the tips and tails of the carrier and internal cinch top sleeves to protect both your skis and clothes, you can feel confident that your gear will safely make it to your destination.


FEATURES

- Durable, waterproof tarpaulin material and extra thick padding protect ski's tip and tail
- Padded cinch-top sleeves slide over ski tips and tails for enhanced protection and also keep outerwear and layers safe from sharp ski edges
- Internal compartment separates and protects poles from skis and other gear
- External compression straps prevent gear from shifting inside the carrier
- Removable, cushioned shoulder strap and conveniently located grab handles allow for easy transport
- Lockable zippers deter theft (lock sold separately)
- Fits single pair of alpine skis or two pairs of nordic skis up to 195 cm in length and poles

Thule RoundTrip Snowboard Carrier

- Same features listed above, for snowboard
- Fits snowboard up to 167cm in length

SPECIFICATIONS

Product name	Thule RoundTrip Single Ski Carrier Thule RoundTrip Single Snowboard Carrier		
	Ski: 205200 Snow: 205300	Black/Slate	
Part number	Ski: 205206 Snow: 205306	Black/Cobalt	



Thule RoundTrip Double Ski Roller

With generous reinforcement along the tips and tails of the roller and internal cinch top sleeves to protect both your skis and clothes, you can feel confident that your gear will safely make it to your destination.

FEATURES

- Integrated tip and tail reinforcement with durable, waterproof tarpaulin material and extra thick padding
- Padded cinch-top sleeves slide over ski tips and tails for enhanced protection and also keep outerwear and layers safe from sharp ski edges
- Built in loops let you quickly connect the Thule Boot Backpack for easy transport when traveling
- Integrated wheels for easy transport
- Internal zippered pocket stores additional layers and accessories
- Internal and external compression straps prevent gear from shifting inside the carrier
- Lockable zippers deter theft (lock sold separately)
- Fits 2 pairs of alpine skis up to 195 cm in length and poles

Thule RoundTrip Double Snowboard Roller

- Same features listed above, for snowboards
- Fits up to 2 snowboards 170 cm in length plus boots

SPECIFICATIONS

Product name	Thule RoundTrip Double Ski Roller Thule RoundTrip Double Snowboard Roller		
	Ski: 205400 Snow: 205500	Black/Slate	
Part number	Ski: 205406 Snow: 205506	Black/Cobalt	

> At-A-Glance **Roof Mounted Ski Carriers**



Thule SkiClick

7291 - fits 1 par of skis



Thule Xtender

739 - fits 6 skis ore 4 snowboards



Thule Deluxe

740 - fits 3 skis ore 2 snowboards
726 - fits 4 skis ore 2 snowboards
727 - fits 6 skis ore 4 snowboards



Thule SnowPro Uplifted

748 - fits 4 skis ore 2 snowboards



Thule SnowPro

745 - fits 3 skis ore 2 snowboards
746 - fits 4 skis ore 2 snowboards



Accessories

Thule SkiClick Bag

7294 - fits 1 par of skis

Thule SkiClick Full Size Bag



7295 - fits 1 par of skis

Winter Transport Bags

Thule RoundTrip Boot Backpack NEW

205100, 205106, 205107 - fits 1 pair of boots



- Black/Slate 205100
- Black/Cobalt 205106
- Black/Orange 205107

Thule RoundTrip Single Carriers NEW

205200, 205206 - Single Ski Carrier
205300, 205306 - Single Snowboard Carrier



- Black/Slate 205200 205300
- Black/Cobalt 205206 205306

Thule RoundTrip Double Rollers NEW

205400, 205406 - Single Ski Carrier
205500, 205506 - Single Snowboard Carrier



- Black/Slate 205400 205500
- Black/Cobalt 205406 205506

Snow Chains Passenger Car

Thule K-Summit

the smartest external chain



Thule Easy-fit

easy, intuitive and quick



- 9 mm CU-9
- 10 mm CU-10 With ice-breaking reinforcements

Thule CS-9 / CS-10

the only snow chains with automatic removing system



- 9 mm CS-9
- 10 mm CS-10 With ice-breaking reinforcements

Thule CG-9 / CG-10 / CL-10

the 9mm self-tensioning chain



- 9 mm CG-9
- 10 mm CG-10
- 10 mm CU-10 With ice-breaking reinforcements

Thule CK-7

the 7mm top quality chain for cars with limited clearance in the wheel -arch



Thule CD-9 / CB-12

the manual tensioning chains



- 9 mm CU-9
- 12 mm CU-10 With ice-breaking reinforcements

Snow Chains SUV, Van & RV

Thule K-Summit XL / XXL

the smartest external chain



Thule Easy-fit SUV

the external chain for crossover and small SUVs



Thule XS-16

the only snow chain with automatic removing system



Thule XG-12 Pro

the best self tensioning chain for SUVs, Commercial Vehicles and Motorhomes



Thule XD-16

the manual tensioning high traction chain



Thule XB-16

the manual tensioning chain



› Roof Racks

The fastest way out there

The number of family members, like the number of outdoor activities, tend to increase with time – and space in the car is reduced accordingly. One way to make room for more adventure is to load things on your car roof.

Start by choosing a rack that suits your needs. A Thule roof rack is the strong foundation for every load, and you can easily mount accessories for different purposes. Just a few simple operations and you're on your way.





Thule WingBar Black

The most silent and safe load bar.

FEATURES

- Aerodynamic load bars now finished in low-gloss black powdercoat
- Using airplane technology to minimize sound and fuel consumption.
- Smoothly arched for a slim fit.
- WindDiffuser diverts the air currents.
- Trail Edge for reduced air resistance.
- Equipped with T-tracks - an ingenious feature with great benefits. Load accessories are easily slid in place into the track. The full length of the load bar can be used, making more space for attaching several accessories.
- City Crash approved for 100 kg according to ISO Norm.
- Use the Thule FitGuide to find out which roof rack fits your car.

SPECIFICATIONS

Product name	Thule WingBar Black
Part number	96XB
Color(s)	Black
Equipped with T-track	Yes
Maximum load	100 kg
Lockable	Yes
One Key System compatible	Yes
Fulfils City Crash norm	Yes
TÜV Approved	Yes
Warranty	5 years



Thule WingBar Edge Black

Complete rack system with an integrated, low-profile, aerodynamic design.

FEATURES

- Thule's premium, aerodynamic rack system now finished in low-gloss black powdercoat
- Smoothly arched for a slim fit.
- Universal fit by the use of telescopic feet (50 mm/side).
- Pre-assembled and complete packed for easy handling.
- Using airplane technology to minimize sound and fuel consumption.
- WindDiffuser diverts the air currents.
- Trail Edge for reduced air resistance.
- Double molded plastic caps for best appearance and easy fitting.
- A kit-based roof rack system. Use the Thule FitGuide to find out which roof rack fits your car.
- City Crash approved for 75 kg according to ISO Norm.

SPECIFICATIONS

Product name	Thule WingBar Edge Black
Part number	959XB Raised Rails 958XB Flush Rail /Fixpoint
Color(s)	Black
Equipped with T-track	Yes
Maximum load	75
Lockable	Yes
One Key System compatible	Yes
Fulfils City Crash norm	Yes
TÜV Approved	Yes
Warranty	5 years

> At-A-Glance Thule Foot packs



Thule Rapid System 754

4 feet per pack.

For cars without railings or fixation points.



Thule Rapid System 757

4 feet per pack.

For cars with normal sized roof railings. Ø 22-55.



Thule Rapid System 753

4 feet per pack.

For cars with pre-installed fixation points or flush railings.



Thule Rapid System 775

4 feet per pack.

For cars with wide railings, Ø 20-68.



Thule Rapid System 751

4 feet per pack.

For cars with pre-installed fixation points.



Thule 951-953

4 feet per pack.

Roof rack for cars with rain gutters and raised roofs.



Load Bars

Thule WingBar

The most silent and safe load bar.

- 960 - 108 cm
- 961 - 118 cm
- 969 - 127 cm
- 962 - 135 cm
- 963 - 150 cm



Thule WingBar Black



The most silent and safe load bar.

- 960B - 108 cm
- 961B - 118 cm
- 969B - 127 cm
- 962B - 135 cm



Thule SlideBar

The unique, premium load bar with Bi-directional sliding functionality, for easiest possible loading.

- 891 - 127 cm
- 892 - 144 cm
- 893 - 162 cm



Thule ProBar

The sturdy load bar with a unique tri-slot design for fitting of multiple accessories.

- 390 - 120 cm
- 391 - 135 cm
- 392 - 150 cm
- 393 - 175 cm
- 394 - 200 cm
- 395 - 220 cm



Thule Square Bar

Traditional square load bars in steel with black, plastic coating. Slotted.

- 760 - 108 cm
- 761 - 120 cm
- 769 - 127 cm
- 762 - 135 cm
- 763 - 150 cm



Complete Roof Racks

Thule WingBar Edge

Complete rack system with an integrated, low-profile, aerodynamic design.

Fixed points and flush rails	Raised rails
9591 - S	9581 - S
9594 - S/M	9582 - M
9592 - M	9583 - L
9595 - M/L	9584 - S/M
9593 - L	9585 - M/L



Thule WingBar Edge Black



Complete rack system with an integrated, low-profile, aerodynamic design.

Fixed points and flush rails	Raised rails
9591B - S	9581B - S
9594B - S/M	9582B - M
9592B - M	9583B - L
9595B - M/L	9584B - S/M
9593B - L	9585B - M/L



Thule SmartRack

A complete packed universal railing rack.

SquareBar	AeroBar
784 - 118 cm	794 - 124 cm
785 - 127 cm	795 - 127 cm



› Luggage & Bags





› Bike Bags & Racks

Thule Pack 'n Pedal. It's that simple. Thule's assortment of backpacks, panniers, racks, bike cases and accessories make it easy to get out and go. These stylish and rugged products are ideal for long journeys or short commutes.

Commuter Backpacks

Transport everything you need on your daily commute, safely and in style on your back with Thule Pack 'n Pedal backpacks.

Pannier Bags

Thule's Pack 'n Pedal panniers are easy to load, unload and access at any time making any bike ride easier.

Racks

Patented racks that fit almost any bike, Thule Pack 'n Pedal racks are the ideal choice for both bike vacations and commuting.

Handlebar Products

Make maximum use of handlebar space with Thule Pack 'n Pedal attachments and handlebar solutions.

Pack 'n Pedal Accessories

Thule's Pack 'n Pedal line of accessories help you customize your setup to fit your exact needs.

Bike Transport Cases

Now getting your bike to any destination is easier than ever with a complete assortment of bike transport cases.



Thule Pack 'n Pedal Commuter Backpack


This stylish, waterproof backpack is perfect for commuting by bike in all-weather conditions or hauling gear to your favorite spot. Packed with smart functions that guarantee a safe and convenient ride.

FEATURES

- Waterproof main compartment with roll top closure keeps contents dry
- 1 Hideaway high visibility rain cover with reflective screen print for increased bag protection
- 2 Hideaway helmet attachment system securely holds your helmet when not in use
- 3 360 degree reflective screen print increase visibility from all angles
- Heat-molded, crush-proof SafeZone compartment protects sunglasses, smartphone or other fragile gear
- Padded, removable 15" laptop compartment with tablet sleeve sits on top of bag rather than flat against the cyclist's back for greater comfort
- Organization compartment with U-lock stash pocket keeps items secure
- 3 Airflow channels on EVA back panel and breathable shoulder straps provide maximum comfort and ventilation
- Blinky light attachment points on back panel and rain cover remove the need of having fixed mounts on the bike
- High visibility interior lining allows you to easily locate small gear



SPECIFICATIONS

Product name	Thule Pack 'n Pedal Commuter Backpack
Part number / Color(s)	100070 Black 
External dims	18.9 x 12.2 x 8.2 in 48 x 31 x 21 cm
Product weight	2.4 lbs / 1.1 kg
Product volume	1281 cu in / 21 L
Materials	Cordura-like Nylon 500D
Waterproof rating	IPX4





> Notes




Thule Pack 'n Pedal Shield Pannier (Pair)

Thule's multi-purpose panniers deliver on both safety and protection. The Thule Shield provides eye-catching reflective elements in addition to its lightweight, welded construction that protects against both water and dust.

FEATURES

- Welded construction and roll top closure ensures contents are kept dry and dust free (IP64)
- Attachment system with lower magnetic connection is easy to use, secure and vibration-free
- 1 Highly reflective elements on both front and side panels provide superior visibility
- Convenient light attachment points for added safety
- Interior pockets keep smaller items organized
- Integrated grab handle and detachable shoulder strap allow for multiple carrying options
- Fits best on Thule racks, but will work on virtually any rack
- Sold in pairs

SPECIFICATIONS

Product name	Thule Pack 'n Pedal Shield Pannier (Pair)		
Part number / Color(s)	Large	100061	Dark Shadow 
	Small	100064	Shadow
	Large	100062	Cobalt 
	Small	100066	Cobalt
	Large	100063	Chartreuse 
	Small	100067	Chartreuse
External dims	Large	13 x 6 x 17 in 33.02 x 15.24 x 43.18 cm	
	Small	10 x 5.50 x 12.25 in 25.40 x 13.97 x 31.12 cm	
Product weight each	Large	2.2 lbs / 1.0 kg	
	Small	1.6 lbs / 0.7 kg	
Product volume each	Large	1465 cu in / 24L	
	Small	854 cu in / 14L	
Materials	420D Nylon		
Waterproof rating	IP64		



Thule RoundTrip Pro Storage Sleeve

A soft storage sleeve to keep the contents of your Thule RoundTrip Pro tidy when not in use.

FEATURES

- Durable nylon construction to protect the outside of your Thule RoundTrip Pro while being stored
- Heavy duty zipper to ensure contents remain inside case
- Generous wheel openings that allow you to maneuver your case without lifting

SPECIFICATIONS

Product name	Thule RoundTrip Pro Storage Sleeve
Part number	100510

Thule RoundTrip Pro UPDATED

A soft shell bike case with integrated bike assembly stand makes travelling with your bike simple.

FEATURES

- A soft Ripstop-Nylon shell combined with a hard polyethylenetub and aluminum ClickRail protect the bike during transport
- Integrated bike stand doubles as a convenient bike holder and work stand
- Two nylon wheel bags prevent frame and wheel contact
- Integrated wheels and multiple external handles make it easy to maneuver your bag while on the road
- Thru axle adapters for 15mm and 20mm axles included

SPECS & FIT

Product name	Thule RoundTrip Pro
Part number	100505
Case type	Soft
Maximum wheelbase	46"
Integrated bike assembly stand	Yes
Product weight	9,5 kg



Thule RoundTrip Traveler

This lightweight bike case combines a tough and durable exterior with an integrated mounting system that makes it an easy and secure way to travel with your bike.

FEATURES

- External bike wheel pockets store and protect wheels (up to 29") during transport
- Fixed fork block keeps your bike in a secure upright position while traveling
- Integrated wheels and multiple external handles make it easy to maneuver your bag while on the road
- Multiple internal pockets allow you to stow loose items and keep them away from your bike during transport
- Thru axle adapters for 15mm and 20mm axles included

SPECS & FIT

Product name	Thule RoundTrip Traveler
Part number	100503
Case type	Soft
Maximum wheelbase	46"
Integrated bike assembly stand	No
Product weight	8,1 kg



> At-A-Glance



Backpack

Thule Pack 'n Pedal
Commuter Backpack



21 liters



Black
100070

Pannier Bags

Thule Pack 'n Pedal
Large Adventure
Touring Pannier

26 liters



Black
100005



Zinnia
100060

Thule Pack 'n Pedal
Small Adventure
Touring Pannier

16 liters



Black
100006



Zinnia
100065

Thule Pack 'n Pedal
Commuter Pannier

19 liters



Black
100010



Mars
100011

Thule Pack 'n Pedal
Shield Pannier Large



24 liters each



dark shadow
100061



cobalt
100062



chartreuse
100063

Thule Pack 'n Pedal
Shield Pannier Small



14 liters each



dark shadow
100064



cobalt
100066



chartreuse
100067

Thule Pack 'n Pedal
Urban Tote

23.5 liters



Black
100007



Mars
100003

Thule Pack 'n Pedal
Trunk Bag

100055 - 9 liters



Black

Thule Pack 'n Pedal
Seat Bag

100013 - weatherproof 0.75 liters



Black

Racks

Thule Pack 'n Pedal Tour Rack

100016 - bicycle carrier rack ideal for mounting panniers



Thule Pack 'n Pedal Sport Rack

100015 - bicycle carrier rack ideal for active everyday cycling



Thule Pack 'n Pedal Side Frames

100017 - accessory for Thule Tour Rack that allows virtually any type of pannier to be used



Thule Pack 'n Pedal Basket

100050 - light and sturdy design



Accessories

Thule Pack 'n Pedal Rail Extender Kit

100044 - use with Thule Pack 'n Pedal Tour Rack to extend the foot clearance with panniers



Thule Pack 'n Pedal Pannier Magnet + Attachment

100039 - replacement or extra magnet for Thule Pack 'n Pedal panniers



Thule Pack 'n Pedal Adapter Bracket Magnet

100038 - adapts Thule Panniers to work with virtually any bike rack



Thule Pack 'n Pedal Large Pannier Rain Cover

For use with Thule Pack 'n Pedal Commuter Panniers and Large Adventure Touring Pannier



Thule Pack 'n Pedal Small Pannier Rain Cover

For use with Thule Pack 'n Small Adventure Touring Pannier



Handlebar Products*

Thule Pack 'n Pedal Handlebar Mount

100037 - universal fit handlebar mounting system for bike bags and accessories



Thule Pack 'n Pedal Handlebar Bag

100012 - designed for items needed at easy reach on or off bike with included shoulder strap



Black

Thule Pack 'n Pedal Basic Handlebar Bag

100080 - designed for commuters or adventure cyclists who want a small, simple solution to store important items close at hand



Black

Thule Pack 'n Pedal Bike Wallet

100004 - small weather-resistant wallet ideal for smartphones, keys or other small items.



Black

Thule Pack 'n Pedal iPad/Map Sleeve

100014 - stylish, waterproof 1.5L iPad/Map Sleeve great for bicycle touring or for mounting on your indoor trainer



Black

Thule Pack 'n Pedal Smartphone Attachment

100082 - adjustable side grips with rubber padding keep phone securely in place. Allows for 360° rotation



Thule Pack 'n Pedal Action Cam Mount

100081 - securely position an action camera (including GOPRO® products) in a perfect spot to capture memories.



Thule Pack 'n Pedal Light Holder

100083 - organizes light, battery and wires into one easy attachment



*Thule Handlebar accessories are for use with Thule Handlebar Mount (#100037, sold separately).

Designed for use with GOPRO® products. GOPRO® is a registered trademarks of Woodman Labs, Inc. in the United States and other countries.

Bike Transport Cases

Thule RoundTrip Transition

100502 – Hard sided bike travel case for road, mountain and cyclocross bikes up to and over a 46"/116.8 cm wheelbase



Thule RoundTrip Pro

UPDATED

100505 – Soft sided bike travel bag for most road, mountain and cyclocross bike with a wheelbase of 46"/116.8 cm



Thule RoundTrip Traveler

NEW

100503 – Soft sided bike travel bag for most road, mountain and cyclocross bike with a wheelbase of 46"/116.8 cm



Thule RoundTrip Pro Storage Sleeve

NEW

100510 – A soft storage sleeve to keep the contents of your Thule RoundTrip Pro tidy when not in use



› Technical Backpacks

For decades, Thule has been helping you transport anything you care for safely, easily, and in style. Whether you're in the city or the great outdoors. Wherever you're going, whatever you're bringing. With Thule, you're free to live your active life to the fullest. Whether it's a day hike with the family or a week long expedition, Thule Technical Backpacks help you Bring your life anywhere the journey takes you.

Thule Guidepost Series

A deluxe gear hauler, the Thule Guidepost series is focused on what's important in the backcountry, comfort and ease of use. It's highly customizable TransHub suspension system fine tunes the fit to the users exact specifications. And with smart features like the QuickFit shoulder yoke, pivoting hipbelt and lid-to-daypack summit backpack, logging mountain miles just got easier.

Thule Capstone Series

Don't settle for anything less than a perfect fit. The Thule Capstone series has the MicroAdjust suspension system to let users customize the pack to fit their unique profile. Outfitted with a tensioned mesh back panel for maximum breathability, a quick access shove-it pocket and built in rain cover, these bags are packed with features for any adventure.





Thule Guidepost Backpack

FEATURES

- Customize your fit with 6in/15cm of torso adjustability and 3 different shoulder strap width settings
- TransHub Suspension System with a single aluminum stay and spring steel wire frame effortlessly transfers the pack's load to your hips
- Pivoting waist belt moves with you, improving balance on the trail
- Removable lid transforms into a 24L summit backpack
- Easily access your gear through a large J zip side access panel
- Breathable back panel provides padding and support at critical contact points but allows air to circulate around your back, keeping you cool
- Two large zippered front pockets provide storage and organization for frequently used gear and clothing side pockets store water bottles, snacks and other small items
- Stow hiking poles or ice axes with two gear attachment loops
- Two zipped hipbelt pockets and stretch side pockets store water bottles, snacks and other small items
- Hydration compatible design features an external reservoir sleeve (reservoir sold separately)

SPECIFICATIONS

For all Technical Backpack specifications and information please refer to the Line At a Glance on the following page, or the 2015 Technical Backpacks Workbook.



Thule Capstone Backpack

FEATURES

- Shoulder yoke adjusts 4in/10cm to provide a perfect fit for all body types
- Tensioned mesh back panel provides unparalleled breathability, keeping you cool and dry on the trail
- Removable rain cover keeps your gear dry during inclement weather
- Zippered pockets in lid and hipbelt provide easy access to small items
- Top load, side access and a sleeping bag compartment make it easy to load and unload your gear
- Stretch fabric shove it pocket provides fast access to often-used gear
- Side compression straps let you cinch down your load or lash gear to the outside of the pack
- Includes stowable hiking pole and ice axe attachments with bungee tie-offs for easy carrying
- Hydration compatible design features a reservoir sleeve and drink tube exit port (reservoir sold separately)

SPECIFICATIONS

For all Technical Backpack specifications and information please refer to the Line At a Glance on the following page, or the 2015 Technical Backpacks Workbook.



Thule Capstone Daypack

FEATURES

- Tensioned mesh back panel provides unparalleled breathability, keeping you cool and dry on the trail
- Zippered pocket at the top of pack and stores sunglasses and other small items
- Removable rain cover keeps your gear dry during inclement weather
- Two hipbelt pockets store snacks, a phone and other small items
- Stretch fabric shove it pocket provides fast access to often-used gear
- Side compression straps let you cinch down your load or lash gear to the outside of the backpack
- Stowable hiking pole and ice axe attachment with bungee tie-off
- Hydration compatible design features a reservoir sleeve and drink tube exit port (reservoir sold separately)

SPECIFICATIONS

For all Technical Backpack specifications and information please refer to the Line At a Glance on the following page, or the 2015 Technical Backpacks Workbook.

> At-A-Glance Backpack



Thule Guidepost 88L

For expeditions, the Thule Guidepost 88L is focused on comfort. With features like a customizable TransHub suspension system, QuickFit shoulder, a pivoting hipbelt, and lid-to-daypack summit bag, this pack makes the journey easy.

Men's



206100
Black/
Dark Shadow

Thule Guidepost 75L

Perfect for a week's trip, the Thule Guidepost 75L has a customizable TransHub suspension system to fit to the user's exact specifications, a lid-to-daypack summit bag, QuickFit shoulder, and a pivoting hipbelt. Logging mountain miles just got easier.

Men's



206200
Black/
Dark Shadow



206201
Poseidon/
Light Poseidon

Women's



206402
Dark Shadow/
Slate



206403
Crown Jewel/
Potion

Thule Guidepost 65L

The Thule Guidepost 65L is designed for a weekend getaway or week long escape. The customizable TransHub suspension system, QuickFit shoulder, and pivoting hipbelt make the adventure comfortable and hassle-free.

Men's



206300
Black/
Dark Shadow



206301
Poseidon/
Light Poseidon

Women's



206502
Dark Shadow/
Slate



206503
Crown Jewel/
Potion

Hike

Thule Capstone 50L

The Thule Capstone 50L is great on a day hike or minimalist backpacking trip. The MicroAdjust suspension system makes the pack fully adjustable, while the tensioned mesh back panel provides maximum breathability making any adventure comfortable.

Men's



206600
Black/
Dark Shadow



206601
Poseidon/
Light Poseidon



206604
Dark Shadow/
Roarange

Women's



206702
Dark Shadow/
Slate

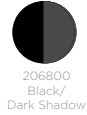


06703
Crown Jewel/
Potion

Thule Capstone 40L

Perfect for a full day of hiking or a quick overnigher, the Thule Capstone 40L pack has the MicroAdjust suspension system making the pack fully adjustable, a tensioned mesh back panel, and built in rain cover keeps the contents dry during times of inclement weather.

Men's



206800
Black/
Dark Shadow




206801
Poseidon/
Light Poseidon



206804
Dark Shadow/
Roarange

Women's



206902
Dark Shadow/
Slate



206903
Crown Jewel/
Potion

Thule Capstone 32L

For the day adventure, the Thule Capstone 32L is packed with features like the tensioned mesh back panel for maximum breathability, the MicroAdjust suspension system for adjustability and a quick access shove-it pocket with built in rain cover for added convenience.

Men's



207100
Black/
Dark Shadow



207101
Poseidon/
Light Poseidon




207104
Dark Shadow/
Roarange

Women's



207202
Dark Shadow/
Slate



207203
Crown Jewel/
Potion

Daypack

Thule Capstone 22L

Perfect for a day hike, The Thule Capstone 22L comes with a quick access shove-it pocket, built in rain cover, and tensioned mesh back panel for maximum breathability.

It is available in 4 different sizes including XS and S/M for women and S/M and M/L for men making it perfect for any afternoon adventure.

Men's



207300
Black/
Dark Shadow



207301
Poseidon/
Light Poseidon



207304
Dark Shadow/
Roarange

M/L



207400
Black/
Dark Shadow



2207401
Poseidon/
Light Poseidon




207404
Dark Shadow/
Roarange

Women's




207502
Dark Shadow/
Slate




207503
Crown Jewel/
Potion

XS/S



207602
Dark Shadow/
Slate



207603
Crown Jewel/
Potion

› Daypacks & Messengers

Inspired by the outdoors while being designed for everyday life, Thule's daypacks protect the essentials.

Paramount Daypacks

These rugged packs feature top-of-the-line protection for electronics and multiple compartments to organize essential daily items.

Crossover Daypacks

No matter what your destination may be, Thule Crossover Daypacks keep you organized while on the go.

EnRoute Daypacks

Inspired by the outdoor traveler, Thule EnRoute Daypacks combine style, comfort and functionality for any adventure.





Thule Paramount 29L Daypack

This rugged pack was designed with ultimate protection for electronics with a secure flap opening, while still making it easy to get to other gear through multiple access points.

FEATURES

- Dual density laptop sleeve with secure flap closure provides ultimate protection
- Protective slip pocket to easily store a tablet
- Easy access points for electronics through the top or side zipper
- Welded bottom panels provide enhanced protection from the elements
- Padded interior pocket for smaller fragile items
- Perforated, padded shoulder straps and back panel allow for airflow for added comfort
- Durable 420D nylon material with water resistant finish

SPECIFICATIONS

Product name	Thule Paramount 29L Daypack
Part number	TFDP-115BLK
External dims	12.2 x 10.6 x 20.1 in 31.0 x 27.0 x 51.0 cm
Product weight	2.42 lbs / 1.10 kg
Product volume	1770 cu in / 29 L
Hardware	15" MacBook Pro (14.1" PC) + iPad* (10.1" tablet)
Materials	Nylon
Color(s)	Black



Thule Paramount 27L Daypack

With separate compartments for laptops, tablets and smaller items, the Thule Paramount 27L conveniently organizes your gear while on the go.

FEATURES

- Dual density laptop sleeve with secure flap closure provides ultimate protection
- Protective slip pocket to easily store a tablet
- Welded bottom panel provides enhanced protection from the elements
- Hideaway storage compartment allows for quick and easy access to smaller items
- Padded interior pocket for smaller fragile items
- Perforated, padded shoulder straps and back panel allow for airflow for added comfort
- Durable 420D nylon material with water resistant finish

SPECIFICATIONS

Product name	Thule Paramount 27L Daypack
Part number	TTDP-115BLK
External dims	11.8 x 12.6 x 19.5 in 30.0 x 32.0 x 49.5 cm
Product weight	2.33 lb / 1.06 kg
Product volume	1648 cu in / 27 L
Hardware	15" MacBook Pro (14.1" PC) + iPad* (10.1" tablet)
Materials	Nylon
Color(s)	Black



Thule Paramount 24L Daypack

Roll top pack secures electronics while offering multiple access points to easily get to gear while on the go.

FEATURES

- Dual density laptop sleeve with secure flap closure provides ultimate protection
- Protective slip pocket to easily store a tablet
- Easy access points for electronics through the top or side zipper
- Welded bottom panels provide enhanced protection from the elements
- Padded interior pocket for smaller fragile items
- Perforated, padded shoulder straps and back panel allow for airflow for added comfort
- Durable 420D nylon material with water resistant finish

SPECIFICATIONS

Product name	Thule Paramount 24L Daypack
Part number	TRDP-115BLK
External dims	11.6 x 10.0 x 20.5 in 29.5 x 25.5 x 52.0 cm
Product weight	2.20 lb / 1.00 kg
Product volume	1465 cu in / 24 L
Hardware	15" MacBook Pro (14.1" PC) + iPad* (10.1" tablet)
Materials	Nylon
Color(s)	Black





Thule Crossover 32L Daypack

Tackle your work week or weekend adventures with this durable pack that provides dedicated electronics protection, roomy compartments and organization.

FEATURES

- Padded, zippered compartment with dedicated storage for a 15" MacBook Pro® or PC, an iPad® and a slip pocket for files
- Crushproof SafeZone compartment for sunglasses and fragile gear includes a dedicated phone pocket
- SafeZone compartment can be locked or removed altogether for extra space
- The Shove-it Pocket provides additional external storage for a jacket or newspaper
- Perforated EVA shoulder straps with mesh covering and padded back panel with airflow channels provide comfort and breathability
- Water-resistant fabrics and zippers combine to create a lightweight, protective bag
- Organization compartment keeps cords and other accessories at hand but out of the way

SPECIFICATIONS

Product name	Thule Crossover 32L Daypack
Part number	TCBP-417BLK Black  TCBP-417COB Cobalt 
External dims	12.4 x 12.2 x 18.5 in 31.5 x 31.0 x 47.0 cm
Product weight	2.20 lb / 1.00 kg
Product volume	1953 cu in / 32 L
Hardware	15" MacBook Pro (14.1" PC) + iPad* (10.1" tablet)
Materials	Nylon
Color(s)	Black / Cobalt



Thule Crossover 25L Daypack

Bring your day in this durable backpack with dedicated electronics protection plus feature-rich storage for all essential gear.

FEATURES

- Padded, integrated laptop compartment holds up to a 15" MacBook Pro or PC
- Padded iPad® sleeve
- Crushproof SafeZone compartment for sunglasses and fragile gear includes a dedicated phone pocket
- SafeZone compartment can be locked or removed altogether for extra space
- Perforated EVA shoulder straps with mesh covering and padded back panel with airflow channels provide comfort and breathability
- Water-resistant fabrics and zippers combine to create a lightweight, protective bag
- Organization compartment keeps cords and other accessories at hand but out of the way
- Multiple grab-and-go handles allow for easy transport

SPECIFICATIONS

Product name	Thule Crossover 25L Daypack
Part number	TCBP-317BLK Black ● TCBP-317COB Cobalt ●
External dims	12.6 x 10.6 x 18.9 in 32.0 x 27.0 x 48.0 cm
Product weight	1.94 lb / 0.88 kg
Product volume	1526 cu in / 25 L
Hardware	15" MacBook Pro (14.1" PC) + iPad® (10.1" tablet)
Materials	Nylon
Color(s)	Black / Cobalt



Thule Crossover Sling Pack

Quickly access your gear and electronics while on-the-go with this comfortable, low-profile sling.

FEATURES

- Padded compartment holds up to a 13" MacBook Pro® or PC
- Organization compartment stores maps, magazines and electronics
- Easy access pockets organize nutrition, hydration and small sports accessories
- Water-resistant fabrics and zippers combine to create a lightweight, protective bag
- Perforated EVA shoulder strap with mesh covering and padded back panel with airflow channels provide comfort and breathability
- Shoulder strap stash pocket stores phone or small items

SPECIFICATIONS

Product name	Thule Crossover Sling Pack
Part number	TCSP-313BLK Black ● TCSP-313COB Cobalt ●
External dims	11.6 x 8.7 x 16.5 in 29.5 x 22.0 x 42.0 cm
Product weight	1.48 lb / 0.67 kg
Product volume	855 cu in / 14 L
Hardware	13" MacBook Pro (13.3" PC) + iPad® (10.1" tablet)
Materials	Nylon
Color(s)	Black / Cobalt

> At-A-Glance



Paramount Daypacks

Thule Paramount 29L Daypack **NEW**
29 liters



Black
TFDP-115BLK

Thule Paramount 27L Daypack **NEW**
27 liters



Black
TTDP-115BLK

Thule Paramount 24L Daypack **NEW**
24 liters



Black
TRDP-115BLK

Crossover Daypacks

Thule Crossover 32L Daypack **NEW**
32 liters



Black
TCBP-417BLK



Cobalt
TCBP-417COB

Thule Crossover 25L Daypack **NEW**
25 liters



Black
TCBP-317BLK



Cobalt
TCBP-317COB

Thule Crossover Sling Pack **NEW**
14 liters



Black
TCSP-313BLK



Cobalt
TCSP-313COB

EnRoute Daypacks

Thule EnRoute Escort Daypack

29 liters



Black TEED-117BLK
Dark Shadow TEED-117DKS

Thule EnRoute Blur Daypack

23 liters



Black TEBD-117BLK
Dark Shadow TEBD-117DKS
Corsair TEBD-117COR
Potion TEBD-117PTN

Thule EnRoute Sling Pack

12 liters



Dark Shadow TESP-113DKS

Thule EnRoute Strut Daypack

19 liters



Black TESD-115BLK
Dark Shadow TESD-115DKS
Corsair TESD-115COR
Potion TESD-115PTN

> Notes

› Luggage & Duffels

Zip codes should not define us. People are meant to travel and that means packing. Thule's luggage and duffels are not only stylish, but rugged and highly functional. The adventure should be the destination; not getting there.

Rolling Luggage

When it's time to see the world, make it simple. Thule Rolling Luggage offers a variety of sizes, colors and styles to fit any consumer's travel needs with unique and innovative features.

Sport Duffels

From an adventure vacation to the weekend away, Thule Duffels make it easy to get out and go - anywhere.





Thule Crossover Rolling 22"/58cm Upright with Suiter

For any globe-trotter incorporating adventure into business travel, this expandable roller offers features to protect and organize everyday essentials. Removable, tri-fold suiter and additional cinch bag keep contents separate and organized, while rugged wheels and handles ensure smooth transportation.

FEATURES

- Heat-molded, crush-proof SafeZone™ compartment protects eyewear, portable electronics and other fragile gear (compartment locks and can be removed for extra cargo room)
- Removable, tri-fold suiter provides the adventurous businessperson a dedicated space to keep suits fresh and wrinkle-free amongst essential travel gear
- Expandable zipper broadens main compartment by 2" for extended travel and adventure beyond work
- Spacious interior is divided into separate compartments and compression strap keeps belongings flat and in place
- Internal storage features two zipper mesh pockets to keep smaller items organized and easily accessible
- Piggy-back strap fastens additional travel bag to the upright, allowing one hand to easily pull multiple pieces
- Tough, oversized wheels and V-Tubing™ telescoping handles guarantee a smooth, steady and straight pull for years

SPECIFICATIONS

Product name	Thule Crossover Rolling 22"/58cm Upright with Suiter
Part number	TCRU-122BLK
External dims	22.8 x 15.4 x 10.4 in 58.0 x 39.0 x 26.5 cm
Product weight	9.85 lb / 4.47 kg
Product volume	2747 cu in / 45L
Materials	Dobby Nylon
Color(s)	Black

> At-A-Glance Rolling Luggage




Thule Crossover Rolling 22"/58cm Upright with Suiter NEW
45 liters



 Black
TCRU-122BLK

Thule Crossover 87L Rolling Duffel
87 liters



 Black  Dark Blue
TCRD-28GD TCRD-25TR

Thule Crossover Rolling 23"/59cm Carry-On
38 liters



 Black  Dark Blue
TCRU-115BGD TCRU-115STR

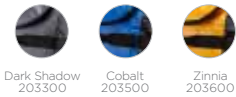
Thule Crossover 56L Rolling Duffel
56 liters




 Black  Dark Blue
TCRD-18GD TCRD-18TR

Duffel Bags


Thule Chasm XL-130 Liter Duffel




Thule Chasm L-90 Liter Duffel




Thule Chasm M-70 Liter Duffel



Thule Chasm S-40 Liter Duffel



Thule Chasm XS-27 Liter Duffel



Thule Crossover 40L Duffel Bag
40 liters



› Sleeves & Cases





› Camera Bags & Cases

From a lunch hike to an extended vacation, now people can take their camera wherever their adventure takes them. Thule photo products have been developed for the active individual and adventure seeker who want to capture each moment of the journey.

Camera Backpacks

Photo gear for the modern day adventure seeker.

Camera Slings & Shoulder Bags

Feature-rich photo slings and shoulder bags that ensure you never miss a shot.

Camera Toploaders

Leave the bulk behind and hit the trail with these minimalist photo bags.

Action Camera Cases

The perfect carry-all for action cams and accessories on a break from capturing brag-worthy footage.





Thule Covert DSLR Satchel

A 2-in-1 satchel with SafeZone removable photo gear protection.

FEATURES

- SafeZone removable camera pod system with dual density padded bottom
- Origami-inspired divider system folds around the smallest to largest pieces of gear for custom fit and protection
- Fits up to prosumer DSLR body with attached ultra-wide-angle lens
- Customizable storage (1-2 lenses, flash)
- Top loading compartment opens away from body for easy access and security
- Durable and water-resistant, two-tone Oxford material
- Padded iPad® compartment
- Ergonomic chassis system provides the perfect balance of support and cushioning
- Storage compartment for cleaning supplies keeps dust out and safely stores memory cards in elastic slip pockets
- Compression straps customize the volume of bag

SPECIFICATIONS

Product name	Thule Covert DSLR Satchel
Part number	TCDS-101
External dims	13.0 x 6.3 x 12.2 in 33.0 x 16.0 x 31.0 cm
Product weight	2.16 lb / 0.98 kg
Materials	Polyester
Color(s)	Black
Warranty	25 years



Thule Covert CSC Satchel

Compact carry solution for minimalist photographers who know less is more. Wear it as a cross-body bag and carry the latest compact camera system.

FEATURES

- Top loading compartment opens away from body for easy access and security
- Origami-inspired flex wall divider to separate camera from accessories
- Additional zippered pocket under flap with key fob offers secure storage
- Internal zippered pocket stores memory cards
- Integrated belt loop, top handle and removable shoulder strap offer multiple carrying options
- Durable and water-resistant, two-tone Oxford material
- High-visibility interior details to easily locate items
- Water-repellent YKK Zippers and Duraflex fasteners
- Reflective Thule logo

SPECIFICATIONS

Product name	Thule Covert CSC Satchel
Part number	TCCS-101DKS
External dims	6.7 x 5.1 x 7.1 in 17.0 x 13.0 x 18.0 cm
Product weight	07 lbs / 0.3 kg
Hardware	Compact System Camera / Hybrid Camera / High Zoom Camera
Materials	Nylon
Color(s)	Dark Shadow



Thule Covert DSLR Rolltop Backpack

A versatile rolltop backpack for the urban explorer's photo equipment and personal gear.

FEATURES

- SafeZone removable camera pod system with dual density padded bottom
- Origami-inspired divider system folds around the smallest to largest pieces of gear for custom fit and protection
- Fits up to prosumer DSLR body with attached ultra-wide-angle lens
- Customizable storage (2 lenses, flash)
- Durable and water-resistant, two-tone Oxford material
- Ergonomic chassis system provides the perfect balance of support and cushioning
- Fits a 15" MacBook Pro® plus an iPad®
- Spacious rolltop compartment for personal items
- Zip-out divider separates top and bottom compartments. Unzip to transform pack into one large unit for maximum capacity
- Ample organization and quick stash storage for accessories

SPECIFICATIONS

Product name	Thule Covert DSLR Backpack
Part number	TCDK-101
External dims	17.7 x 7.9 x 21.3 in 45.0 x 20.0 x 54.0 cm
Product weight	4.98 lb / 2.26 kg
Materials	Polyester
Color(s)	Black
Warranty	25 years



Thule Covert DSLR Messenger

A refined messenger for photographers who want their camera gear close at hand.

FEATURES

- SafeZone removable camera pod system with dual density padded bottom
- Origami-inspired divider system folds around the smallest to largest pieces of gear for custom fit and protection
- Fits up to prosumer DSLR body with attached ultra-wide-angle lens
- Customizable storage (2-4 lenses, flash)
- Durable and water-resistant, two-tone Oxford material
- Ergonomic chassis system provides the perfect balance of support and cushioning
- Fits a 15" MacBook Pro® plus an iPad®
- Quick-access to camera via top-loading zipper
- Cross-body T-strap for stability
- Reversible shoulder strap for left or right carry

SPECIFICATIONS

Product name	Thule Covert DSLR Messenger
Part number	TCDM-101
External dims	21.5 x 8.3 x 11.0 in 54.5 x 21.0 x 28.0 cm
Product weight	4.07 lb / 1.85 kg
Materials	Polyester
Color(s)	Black
Warranty	25 years



Thule Covert CSC Sling

The perfect compact solution for photographers wanting to carry the bare essentials.

FEATURES

- SafeZone removable camera pod system with dual density padded bottom
- Origami-inspired divider system folds around the smallest to largest pieces of gear for custom fit and protection
- Fits compact system camera, up to 4 lenses or flash and accessories (adjustable dividers reconfigure to fit kit DSLR)
- Two carrying options (cross-body sling, lumbar pack)
- Padded iPad® mini compartment
- Durable and water-resistant, two-tone Oxford material
- Ergonomic chassis system provides the perfect balance of support and cushioning
- When using as cross-body sling, reversible shoulder strap for left or right carry
- Stash pocket on front panel keeps small items within instant reach

SPECIFICATIONS

Product name	Thule Covert CSC Sling
Part number	TCCF-101
External dims	13.4 x 5.9 x 7.7 in 34.0 x 15.0 x 19.5 cm
Product weight	1.70 lb / 0.77 kg
Materials	Polyester
Color(s)	Black
Warranty	25 years



Thule Perspektiv Compact Sling

Designed for the active minimalist who likes to keep their pack light and their camera gear close at hand, this sling offers customizable storage for your must-haves (compact system camera body plus up to 4 lenses or kit DSLR plus accessories) without weighing you down.

FEATURES

- Cloudburst construction with welded and taped critical seams, water-repellant fabric and YKK RCPU zippers provides a first line of weather defense
- Fully customizable storage fits compact system camera, up to 4 lenses or flash and accessories (adjustable dividers reconfigure to fit kit DSLR)
- Padded iPad mini® compartment
- Top loading, weather-resistant stash pocket for your iPhone®
- Hideaway rain fly with taped seams for the ultimate wet-weather protection
- Storage compartment for cleaning supplies keeps dust out and safely stores memory cards in elastic slip pockets
- Detachable shoulder strap and padded waistbelt offer three comfortable carrying options: cross-body sling, lumbar pack and lumbar plus shoulder strap
- Compression straps to customize volume

SPECIFICATIONS

Product name	Thule Perspektiv Compact Sling
Part number	TPCS-101BLK
External dims	12.2 x 7.3 x 7.1 in 31.0 x 18.5 x 18.0 cm
Product weight	1.32 lb / 0.60 kg
Hardware	Compact System Camera (or DSLR kit)
Materials	Nylon
Color(s)	Black

> At-A-Glance



Camera Backpacks

Thule Covert DSLR Rolltop Backpack NEW
TCDK-101



Thule Perspektiv Backpack
TPBP-101



Thule Perspektiv Daypack
TPDP-101



Camera Slings & Shoulder Bags

Thule Covert DSLR Messenger NEW
TCDM-101DKS



Thule Covert DSLR Satchel NEW
TCDS-101DKS



Thule Covert CSC Satchel NEW
TCCS-101DKS



Thule Covert CSC Sling NEW
TCCF-101DKS



Thule Perspektiv Compact Sling NEW
TPCS-101BLK



Camera Toploaders

Thule Perspektiv Large Toploader

TPCH-102



Thule Perspektiv Medium Toploader

TPCH-101



Action Camera Cases

Thule Perspektiv Action Camera Case

TPGP-101



> Notes

› Laptop & Tablet Cases

Bring adventure to your daily life. Inspired by our products for your active life in the great outdoors, Thule's stylish fitted laptop and tablet cases and bags let you live every day to the full. Online or offline, whatever the weather.

Laptop Sleeves & Cases

Rugged protection for your laptop's daily excursions.

Tablet Cases

Shield your electronics from any unexpected weekday adventures.





Thule Subterra 15'' Deluxe Bag

Perfect fit for carrying both a 15'' MacBook and iPad, the Thule Subterra 15'' Deluxe Bag provides ultimate protection in a slim, convenient design.

FEATURES

- Tailored shape provides a perfect fit for a MacBook plus an iPad
- Large capacity front pocket holds a smartphone, power brick and other accessories
- Thickly padded sleeve is covered by abrasion and water-resistant material
- Additional foam padding around edges protects the sides and corners
- Plush lining in the main compartment, dedicated iPad sleeve and zippered iPhone pocket makes it easy to slide electronics in and out without scratching

SPECIFICATIONS

Product name	Thule Subterra 15'' Deluxe Bag
Part number	TSBE-2115GRY
External dims	16.7 x 5.1 x 12.1 in 42.5 x 13.0 x 30.8 cm
Product weight	2.06 lbs / 0.93 kg
Hardware	15'' MacBook Pro (14.1'' PC) + iPad® (10.1'' tablet)
Materials	Nylon
Color(s)	Gray



Thule Subterra Pro Attachés

Perfect fit for carrying both a MacBook and iPad, Thule Subterra Attachés provide ultimate protection in a slim, convenient design.

FEATURES

- Tailored shape provides a perfect fit for a MacBook plus an iPad
- Back panel zipper allows for quick access to a tablet without opening the main compartment
- Additional foam padding around edges protects the sides and corners
- Plush lining in the main compartment, dedicated iPad sleeve and zippered iPhone pocket makes it easy to slide electronics in and out without scratching

SPECIFICATIONS

	Thule Subterra 15'' Pro Attaché	Thule Subterra 13'' Pro Attaché
Product name	Thule Subterra 15'' Pro Attaché	Thule Subterra 13'' Pro Attaché
Part number	TSAE-2115GRY	TSAE-2113GRY
External dims	17.1 x 3.9 x 11.8 in 43.5 x 10.0 x 30.0 cm	15.2 x 4.3 x 10.6 in 38.5 x 11.0 x 27.0 cm
Product weight	1.62 lbs / 0.74 kg	1.45 lbs / 0.66 kg
Hardware	15'' MacBook Pro (14.1'' PC) + iPad® (10.1'' tablet)	13'' MacBook Pro (13.3'' PC) + iPad® (10.1'' tablet)
Materials	Nylon	Nylon
Color(s)	Gray	Gray



Thule Subterra MacBook Sleeves

Thule Subterra MacBook Sleeves are the ideal way to travel with your electronics. They comply with TSA guidelines so you do not need to remove your laptop when passing through airport security.

FEATURES

- Designed in compliance with TSA guidelines so your laptop does not need to be removed when passing through airport security
- Sleek design provides a snug fit for a MacBook plus an iPad Air and zippered pocket for an iPhone
- Additional foam padding around edges protects the sides and corners
- Thickly padded sleeve is covered by abrasion and water-resistant material
- Internal plush lining on hardware sleeve allows electronics to easily slide in and out without scratching

SPECIFICATIONS

Product name	Thule Subterra 15" MacBook Pro Sleeve	Thule Subterra 13" MacBook Pro Sleeve	Thule Subterra 11" MacBook Air Sleeve
Part number	TSSE-2115GRY	TSSE-2113GRY	TSSE-2111GRY
External dims	15.9 x 1.7 x 11.5 in 40.5 x 4.4 x 29.3 cm	14.2 x 1.3 x 10.6 in 36.0 x 3.2 x 27.0 cm	13.5 x 1.7 x 9.1 in 34.2 x 4.4 x 23.0 cm
Product weight	0.96 lb / 0.44 kg	0.64 lb / 0.29 kg	0.44 lb / 0.20 kg
Hardware	15" MacBook Pro	13" MacBook Pro	11" MacBook Air
Materials	Nylon	Nylon	Nylon
Color(s)	Gray	Gray	Gray



Thule Subterra iPad Sleeves

Thule Subterra iPad Sleeves are the ideal solution that combines a perfect fit, protection and convenience all in one.

FEATURES

- Tailored shape provides a perfect fit for an iPad
- Thickly padded sleeve is covered by abrasion and water-resistant material for added protection
- Additional foam padding around edges protects the sides and corners
- Internal plush lining on hardware sleeve allows electronics to easily slide in and out and remain scratch free
- Zippered slip pocket easily stores accessories and a smartphone

SPECIFICATIONS

Product name	Thule Subterra 10" iPad Air Sleeve	Thule Subterra 8" iPad Mini Sleeve
Part number	TSSE-2136GRY	TSSE-2138GRY
External dims	7.8 x 1.7 x 10.7 in 19.7 x 4.4 x 27.2 cm	6.4 x 1.7 x 8.9 in 16.3 x 4.4 x 22.5 cm
Product weight	0.32 lb / 0.15 kg	0.24 lb / 0.11 kg
Hardware	iPad Air	iPad Mini
Materials	Nylon	Nylon
Color(s)	Gray	Gray



Thule Vectros MacBook Bumpers

Thule Vectros Bumpers are engineered to protect your MacBook from drops of up to 3 feet while maintaining the sleek design for carrying convenience.

FEATURES

- BiComponent Armor provides exceptional protection from drops up to 3 feet
- Slim design protects while making it easy to carry
- Tactile grip improves ease of use and handling
- Simple, snap-on installation
- FunctionPlus design allows for easy access to all ports during use

SPECIFICATIONS

Product name	Thule Vectros 15" MacBook Pro Retina	Thule Vectros 13" MacBook Pro Retina	Thule Vectros 13" MacBook Air	Thule Vectros 11" MacBook Air
Part number	TVBE-3154BLK	TVBE-3153BLK	TVBE-3151BLK	TVBE-3150BLK
External dims	TBD	12.6 x 1.0 x 8.8 in 32.0 x 2.6 x 22.4 cm	TBD	TBD
Product weight	TBD	0.51 lb / 0.23 kg	TBD	TBD
Hardware	15" MacBook Pro	13" MacBook Pro	13" MacBook Air	11" MacBook Air
Materials	Polycarbonate	Polycarbonate	Polycarbonate	Polycarbonate
Color(s)	Black	Black	Black	Black







Thule Gauntlet 1.0 Rugged iPad Sleeves

The Thule Gauntlet 1.0 Rugged Sleeve has a sleek design that provides extra protection for an iPad while on the go.

FEATURES

- Semi-rigid, high-density construction provides protection while in use or being carried
- Water-resistant zipper and outer shell protect the tablet from inclement weather
- Expandable zippered mesh pocket carries earbuds, charging cable, and other small accessories

SPECIFICATIONS

Product name	Thule Gauntlet 1.0 Rugged Sleeve iPad Air	Thule Gauntlet 1.0 Rugged Sleeve iPad Mini
Part number	TGSE-2136BLK Black 	TGSE-2138BLK Black 
	TGSE-2136BLU Blue 	TGSE-2138BLU Blue 
External dims	8.3 x 1.4 x 10.8 in 21.0 x 3.5 x 27.3 cm	6.4 x 1.4 x 9.1 in 16.3 x 3.5 x 23.0 cm
Product weight	0.7 lb / 0.3 kg	0.5 lb / 0.2 kg
Hardware	iPad Air	iPad Mini
Materials	Polyurethane	Polyurethane

> At-A-Glance Laptop Sleeves & Cases



**Thule Subterra
15" Deluxe Bag** NEW
TSBE-2115GRY



**Thule Vectros
MacBook Bumpers** NEW
TVBE-3154BLK (15" MacBook Pro)
TVBE-3153BLK (13" MacBook Pro)
TVBE-3151BLK (13" MacBook Air)
TVBE-3150BLK (11" MacBook Air)



**Thule Gauntlet
MacBook Pro® Attachés**
TMPA-115BLK (15" MacBook Pro)
TMPA-113BLK (13" MacBook Pro)



**Thule Subterra
Pro Attachés** NEW
TSAE-2115GRY (15")
TSAE-2113GRY (13")



**Thule Gauntlet
MacBook Pro® Sleeves**
TAS-115BLK (15" MacBook Pro)
TAS-113BLK (13" MacBook Pro)



**Thule Subterra
MacBook Sleeves** NEW
TSSE-2115GRY (15" MacBook Pro)
TSSE-2113GRY (13" MacBook Pro)
TSSE-2111GRY (11" MacBook Air)



Tablet Cases

Thule Atmos X3 Hardshell Case NEW

TAIE-3136BLK (iPad Air™)
TAIE-3138BLK (iPad mini™ with Retina display)



Black

Thule Gauntlet 1.0 Rugged Tablet Sleeves NEW

TGSE-2136 (10" tablet)
TGSE-2138 (8" tablet)



Black - iPad Air
TGSE-2136BLK



Blue - iPad Air
TGSE-2136BLU



Black - iPad mini
TGSE-2138BLK



Blue - iPad mini
TGSE-2138BLU

Thule Strävan Sleeve

TSIS-108GRY (iPad mini™)
TSIS-110GRY (iPad Air™ with Retina display)



Gray

Thule Gauntlet iPad® Folios

TGSI-1095 (iPad Air™)
TGSI-1082 (iPad mini™ with Retina display)



Black - iPad Air
TGSI-1095BLK



Blue - iPad Air
TGSI-1095BLU



Black - iPad mini
TGSI-1082BLK



Blue - iPad mini
TGSI-1082BLU

Thule Subterra iPad Sleeve NEW

TSSE-2136GRY (10" iPad Air)
TSSE-2138GRY (8" iPad Mini)



Gray

> Notes

› Smartphone Cases

Always ready for life. Wherever you are and whatever you are doing, you still want to be in touch and in control. That's why Thule's stylish, secure and rugged smartphone cases are designed to live up to your demands.

iPhone® & Samsung® Cases

Slim yet rugged protection against drops, scratches, and bumps for your iPhone® and Samsung smartphones.



Thule Atmos X4 for iPhone® 5/5s



The Thule Atmos X4 case system delivers engineered protection against splashes, scratches, and drops with the convenience of an ultra slim case.


FEATURES

- IP65-rated splash-resistant engineering protects against liquid splashes and spills
- RhinoShield™ screen film guards against impact, scratches, glare, and smudges
- Patent-pending, BiComponent Armor provides exceptional protection with minimal bulk
- ShockStop corners protect drops from up to 2 meters
- Textured back panels enhance grip without added bulk
- Metal FunctionPlus keys make device button operation precise and easy
- Compatible with fingerprint ID sensor



SPECIFICATIONS

Product name	Thule Atmos X4 for iPhone® 5/5s		
Part number	TAIE-4121		
External dims	5.1 x 2.6 x 0.5 in 13.2 x 6.7 x 1.1 cm		
Product weight	0.04 lb / 0.02 kg		
Hardware	iPhone® 5/5s		
Materials	Polycarbonate		
Color(s)	TAIE-4121BLK	Black	
	TAIE-4121WTDS	White/ Dark Shadow	



Thule Atmos X3 Case For iPhone® 5/5s and Galaxy S®5/S®4

The Thule Atmos X3 offers extreme drop-proof and impact protection expertly engineered into an ultra slim case.


FEATURES

- BiComponent Armor provides exceptional protection with minimal bulk
- ShockStop Corner protects up to 2m drops
- FunctionPlus button design allows for easy volume and power switch control
- Grippy inlay material for secure handhold and slip resistance
- Raised bezel elevates screen from surfaces
- Simple, snap-on installation



SPECIFICATIONS

Product name	Thule Atmos X3 iPhone® 5/5s Case	Thule Atmos X3 Galaxy S®5 Case	Thule Atmos X3 Galaxy S®4 Case																																				
Part number	TAIE-3121	TAGE-3162	TAGE-3161																																				
External dims	5.1 x 2.6 x 0.4 in 12.9 x 6.6 x 1 cm	5.8 x 3.2 x 0.5 in 14.7 x 8.1 x 1.3 cm	5.8 x 3.2 x 0.5 in 14.7 x 8.1 x 1.3 cm																																				
Product weight	0.04 lb / 0.02 kg	0.07 lb / 0.03 kg	0.07 lb / 0.03 kg																																				
Hardware	iPhone® 5/5s	Galaxy® S5	Galaxy® S4																																				
Materials	Polycarbonate	Polycarbonate	Polycarbonate																																				
Color(s)	<table border="0"> <tr> <td>TAIE-3121BLK</td> <td>Black</td> <td></td> </tr> <tr> <td>TAIE-3121TBDS</td> <td>Thule Blue/ Dark Shadow</td> <td></td> </tr> <tr> <td>TAIE-3121WTDS</td> <td>White/ Dark Shadow</td> <td></td> </tr> </table>	TAIE-3121BLK	Black		TAIE-3121TBDS	Thule Blue/ Dark Shadow		TAIE-3121WTDS	White/ Dark Shadow		<table border="0"> <tr> <td>TAGE-3162BLK</td> <td>Black</td> <td></td> </tr> <tr> <td>TAGE-3162TBDS</td> <td>Thule Blue/ Dark Shadow</td> <td></td> </tr> <tr> <td>TAGE-3162WTDS</td> <td>White/ Dark Shadow</td> <td></td> </tr> <tr> <td>TAGE-3162DSFL</td> <td>Dark Shadow/ Floro</td> <td></td> </tr> <tr> <td>TAGE-3162WTOG</td> <td>White/Orange</td> <td></td> </tr> <tr> <td>TAGE-3162WTOR</td> <td>White/Orchid</td> <td></td> </tr> </table>	TAGE-3162BLK	Black		TAGE-3162TBDS	Thule Blue/ Dark Shadow		TAGE-3162WTDS	White/ Dark Shadow		TAGE-3162DSFL	Dark Shadow/ Floro		TAGE-3162WTOG	White/Orange		TAGE-3162WTOR	White/Orchid		<table border="0"> <tr> <td>TAGE-3161BLK</td> <td>Black</td> <td></td> </tr> <tr> <td>TAGE-3161TBDS</td> <td>Thule Blue/ Dark Shadow</td> <td></td> </tr> <tr> <td>TAGE-3161WTDS</td> <td>White/ Dark Shadow</td> <td></td> </tr> </table>	TAGE-3161BLK	Black		TAGE-3161TBDS	Thule Blue/ Dark Shadow		TAGE-3161WTDS	White/ Dark Shadow	
TAIE-3121BLK	Black																																						
TAIE-3121TBDS	Thule Blue/ Dark Shadow																																						
TAIE-3121WTDS	White/ Dark Shadow																																						
TAGE-3162BLK	Black																																						
TAGE-3162TBDS	Thule Blue/ Dark Shadow																																						
TAGE-3162WTDS	White/ Dark Shadow																																						
TAGE-3162DSFL	Dark Shadow/ Floro																																						
TAGE-3162WTOG	White/Orange																																						
TAGE-3162WTOR	White/Orchid																																						
TAGE-3161BLK	Black																																						
TAGE-3161TBDS	Thule Blue/ Dark Shadow																																						
TAGE-3161WTDS	White/ Dark Shadow																																						





Thule Gauntlet Case for iPhone® 5/5s and Galaxy S®5/S®4

No matter where your adventures take you, this slim, gripable snap-on case balances scratch and bump protection with rugged style and pocket-friendly dimensions.

FEATURES

- Slim profile slides easily into and out of pockets
- Molded texture and easy-grip contours provide secure grasp when in camera or gaming mode
- Bumpers protect screen, power button and speakers from impact and scratches
- Slip-resistant back stays put where placed



SPECIFICATIONS

	Thule Gauntlet iPhone 5/5s	Thule Gauntlet Galaxy S®5	Thule Gauntlet Galaxy S®4
Product name	TGI-105	TGG-105	TGG-104
Part number	TGI-105	TGG-105	TGG-104
External dims	5.0 x 0.5 x 2.4 in 12.7 x 1.2 x 6.2 cm	5.8 x 0.5 x 3.2 in 14.0 x 1.3 x 8.0 cm	5.4 x 0.6 x 2.9 in 13.7 x 1.5 x 7.4 cm
Product weight	0.1 lb / 0.0 kg	0.1 lb / 0.0 kg	0.2 lb / 0.1 kg
Hardware	iPhone® 5/5s	Galaxy® S5	Galaxy® S4
Materials	Polycarbonate	Polycarbonate	Polycarbonate
Color(s)	TGI-105BLK Black ● TGI-105WHI White ● TGI-105BLU Blue ● TGI-105GRY Gray ● TGI-105PUR Purple ●	TGG-105BLK Black ● TGG-105WHI White ● TGG-105SLT Slate ● TGG-105BLU Blue ● TGG-105SUL Sulfur ● TGG-105ORC Orchid ●	TGG-104BLK Black ● TGG-104WHI White ● TGG-104BLU Blue ●

> Notes

> At-A-Glance iPhone® Cases



Thule Atmos X4 iPhone® 5/5s Case NEW
TAIE-4121



Black
TAIE-4121BLK



White/Dk Shdw
TAIE-4121WTD5

Thule Atmos X3 iPhone® 5/5s Case NEW
TAIE-3121



Black
TAIE-3121BLK



Thule Blue
TAIE-3121BDS



White/Dk Shdw
TAIE-3121WTD5

Thule Gauntlet iPhone® 5/5s Case NEW
TGI-105



Black
TGI-105BLK



Thule Blue
TGI-105BLU



White
TGI-105WHI



Gray
TGI-105GRY



Purple
TGI-105PUR

Samsung® Cases

Thule Atmos X3 Galaxy S®5 Case



TAGE-3162



Black
TAGE-3162BLK



Thule Blue
TAGE-3162TBDS



White/Dk Shdw
TAGE-3162WTDS



White/Orchid
TAGE-3162WTOR



Floro/Dk Shdw
TAGE-3162DSFL



White/Orange
TAGE-3162WTOG

Thule Atmos X3 Galaxy S®4 Case

TAGE-3161



Black
TAGE-3161BLK



Thule Blue
TAGE-3161TBDS



White/Dk Shdw
TAGE-3161WTDS

Thule Gauntlet Galaxy S®5 Case



TGG-105



Black
TGG-105BLK



Thule Blue
TGG-105BLU



White
TGG-105WHI



Slate
TGG-105SLT



Orchid
TGG-105ORC



Sulfur
TGG-105SUL

Thule Gauntlet Galaxy S®4 Case

TGG-104



Black
TGG-104BLK



Thule Blue
TGG-104BLU



White
TGG-104WHI

› Notes

› Notes

